

Final Report Number: NCAP-TRC-20-004

**New Car Assessment Program (NCAP)
Frontal Barrier Impact Test**

**HYUNDAI MOTOR COMPANY
2020 Hyundai Venue 5-Door Hatchback
NHTSA Number: M20204209**

**PREPARED BY:
Transportation Research Center Inc.
10820 State Route 347
P. O. Box B-67
East Liberty, OH 43319**



Report Date: April 2, 2020

FINAL REPORT

**Prepared For:
U. S. DEPARTMENT OF TRANSPORTATION
National Highway Traffic Safety Administration
Office of Crashworthiness Standards
1200 New Jersey Ave, SE Room W43-410
Washington, DC 20590**

Notice

Transportation Research Center Inc. does not endorse or certify products of manufacturers. The manufacturer's name appears solely to identify the test article. Transportation Research Center Inc. assumes no liability for the report or use thereof. It is responsible for the facts and the accuracy of the data presented herein. This report does not constitute a standard, specification, or regulation.

Prepared By: ILO Project Operations Group

Approved By: John Shultz

Approval Date: April 2, 2020

FINAL REPORT ACCEPTANCE BY OCWS:

Division Chief, New Car Assessment Program
NHTSA, Office of Crashworthiness Standards

Date _____

COTR, New Car Assessment Program
NHTSA, Office of Crashworthiness Standards

Date _____

1. Report No. NCAP-TRC-20-004	2. Government Accession No.	3. Recipient's Catalog No.																																																																										
4. Title and Subtitle Final Report of NEW CAR ASSESSMENT PROGRAM Frontal Impact Testing of a 2020 Hyundai Venue 5-Door Hatchback NHTSA No. M20204209				5. Report Date April 2, 2020																																																																								
				6. Performing Organization Code TRC Inc.																																																																								
7. Author(s) John Shultz, Project Manager				8. Performing Organization Report No. 200121																																																																								
9. Performing Organization Name and Address Transportation Research Center Inc. 10820 State Route 347 East Liberty, OH 43319-0367				10. Work Unit No. (TRAIS)																																																																								
				11. Contract or Grant No. 693JJ919D000007																																																																								
12. Sponsoring Agency Name and Address U. S. Department of Transportation National Highway Traffic Safety Administration Office of Crashworthiness Standards 1200 New Jersey Ave SE Room W43-410, Washington, DC 20590				13. Type of Report and Period Covered Draft Report January 21, 2020 – April 2, 2020																																																																								
				14. Sponsoring Agency Code NRM-110																																																																								
15. Supplemental Notes																																																																												
16. Abstract A 56.0 km/h NCAP Frontal Impact Test was conducted on a 2020 Hyundai Venue 5-Door Hatchback, in accordance with the specifications the Office of Crashworthiness Standards Laboratory Procedure for NCAP Full Frontal Rigid Barrier Impact Testing. This test was conducted to obtain data related to FMVSS Nos. 208, 212, 219 (partial), and 301 performance. The test was conducted at the Transportation Research Center Inc. in East Liberty, Ohio on January 21, 2020. The impact velocity was 56.37 km/h, and the ambient temperature at the barrier face at the time of impact was 19.8° C. The target vehicle post-test maximum crush was 502 millimeters at crush zone 3 at left side. The test vehicle's performance is as follows: <table border="1"> <thead> <tr> <th></th> <th colspan="3">Driver ATD</th> <th colspan="3">Passenger ATD</th> </tr> <tr> <th>Measurement Description</th> <th>Units</th> <th>Threshold</th> <th>Result</th> <th>Units</th> <th>Threshold</th> <th>Result</th> </tr> </thead> <tbody> <tr> <td>Head Injury Criteria (HIC₁₅)</td> <td>NA</td> <td>700</td> <td>335</td> <td>NA</td> <td>700</td> <td>280</td> </tr> <tr> <td>Maximum Chest Compression</td> <td>mm</td> <td>63</td> <td>-27.8</td> <td>mm</td> <td>52</td> <td>-21.4</td> </tr> <tr> <td>3ms Chest Clip</td> <td>Gs</td> <td>60</td> <td>45.9</td> <td>Gs</td> <td>60</td> <td>56.1</td> </tr> <tr> <td>Nij</td> <td>NA</td> <td>1</td> <td>0.32</td> <td>NA</td> <td>1</td> <td>0.48</td> </tr> <tr> <td>Neck Tension</td> <td>Newtons</td> <td>4170</td> <td>1200.0</td> <td>Newtons</td> <td>2620</td> <td>916.0</td> </tr> <tr> <td>Neck Compression</td> <td>Newtons</td> <td>4000</td> <td>-811.7</td> <td>Newtons</td> <td>2520</td> <td>-309.3</td> </tr> <tr> <td>Left Femur Force</td> <td>Newtons</td> <td>10000</td> <td>-3421.2</td> <td>Newtons</td> <td>6800</td> <td>-676.9</td> </tr> <tr> <td>Right Femur Force</td> <td>Newtons</td> <td>10000</td> <td>-1557.5</td> <td>Newtons</td> <td>6800</td> <td>-922.7</td> </tr> </tbody> </table>								Driver ATD			Passenger ATD			Measurement Description	Units	Threshold	Result	Units	Threshold	Result	Head Injury Criteria (HIC ₁₅)	NA	700	335	NA	700	280	Maximum Chest Compression	mm	63	-27.8	mm	52	-21.4	3ms Chest Clip	Gs	60	45.9	Gs	60	56.1	Nij	NA	1	0.32	NA	1	0.48	Neck Tension	Newtons	4170	1200.0	Newtons	2620	916.0	Neck Compression	Newtons	4000	-811.7	Newtons	2520	-309.3	Left Femur Force	Newtons	10000	-3421.2	Newtons	6800	-676.9	Right Femur Force	Newtons	10000	-1557.5	Newtons	6800	-922.7
	Driver ATD			Passenger ATD																																																																								
Measurement Description	Units	Threshold	Result	Units	Threshold	Result																																																																						
Head Injury Criteria (HIC ₁₅)	NA	700	335	NA	700	280																																																																						
Maximum Chest Compression	mm	63	-27.8	mm	52	-21.4																																																																						
3ms Chest Clip	Gs	60	45.9	Gs	60	56.1																																																																						
Nij	NA	1	0.32	NA	1	0.48																																																																						
Neck Tension	Newtons	4170	1200.0	Newtons	2620	916.0																																																																						
Neck Compression	Newtons	4000	-811.7	Newtons	2520	-309.3																																																																						
Left Femur Force	Newtons	10000	-3421.2	Newtons	6800	-676.9																																																																						
Right Femur Force	Newtons	10000	-1557.5	Newtons	6800	-922.7																																																																						
17. Key Words 56.3 km/h (35 mph) Full Frontal Rigid Barrier Impact Test New Car Assessment Program (NCAP)				18. Distribution Statement Copies of this report are available from: National Highway Traffic Safety Administration Technical Information Services Division 1200 New Jersey Ave, SE Washington, DC 20590																																																																								
19. Security Classif. (of this report) Unclassified	20. Security Classif. (of this page) Unclassified		21. Number of Pages 176		22. Price																																																																							

Table of Contents

<u>Section</u>		<u>Page</u>
1	Purpose and Summary of the Test	1
2	Occupant and Vehicle Information / Data Sheets	3
<u>Data Sheet</u>		<u>Page</u>
1	General Test and Vehicle Parameter Data	4
2	Seat Adjustment, Fuel System, and Steering Wheel Data	8
3	Dummy Longitudinal Clearance Dimensions	10
4	Dummy Lateral Clearance Dimensions	11
5	Seat Belt Positioning Data	12
6	High-Speed Camera Locations and Data	13
7	Vehicle Accelerometer Locations	15
8	Photographic Reference Target Locations	16
9	Load Cell Locations on Fixed Barrier	17
10	Test Vehicle Summary of Results	18
11	Post-Test Observations	19
12	Vehicle Profile Measurements	20
13	Accident Investigation Division Data	22
14	Vehicle Intrusion Measurements	23
15	Summary of Indicant FMVSS No. 212 and FMVSS No. 219 (Partial) Data	25
16	FMVSS 301 Barrier Impact and Static Rollover Results	26
17	Dummy/Vehicle Temperature Stabilization Chart	28
<u>Appendix</u>		<u>Page</u>
A	Photographs	A-1
B	Vehicle and Dummy Response Data Plots	B-1
C	Dummy Calibration and Performance Verification Data	C-1
D	Test Equipment and Instrumentation Calibration	D-1

1: PURPOSE AND SUMMARY OF THE TEST

PURPOSE

This 56 km/h frontal barrier impact test is part of the Vehicle Barrier Impact Testing Program sponsored by the National Highway Traffic Safety Administration (NHTSA) under Contract No. 693JJ919D000007. The purpose of this test was to obtain vehicle crashworthiness and occupant restraint system performance data for consumer information purposes.

This 56 km/h frontal barrier impact test was conducted in accordance with the Office of Crashworthiness Standards Laboratory Test Procedure or NCAP Full Frontal Rigid Barrier Impact Testing dated May 2018.

SUMMARY

A load cell barrier consisting of 288 load cells was impacted by a 2020 Hyundai Venue 5-Door Hatchback at a velocity of 56.37 km/h. The test was performed at Transportation Research Center, Inc. on January 21, 2020. Pre- and post-test photographs of the vehicle and dummies can be found in Appendix A.

One real-time camera and 16 high-speed cameras were used to document the frontal barrier impact event. Camera locations and other pertinent camera information can be found in this report.

One Part 572E 50th percentile male anthropomorphic test device (ATD) was placed in the driver seating position and one Part 572O 5th percentile female ATD was placed in the right-front passenger position according to dummy placement instructions specified in the Laboratory Procedure for NCAP Full Frontal Rigid Barrier Impact Testing.

Both ATDs were fully instrumented with head, chest and pelvis tri-axial accelerometers, chest displacement potentiometers, upper neck transducers, femur load cells, and lower leg instrumentation.

The driver (position 1) ATD (Serial No. 037), and the right-front passenger (position 2) ATD (Serial No. 070) were qualified prior to this test. Certification details, along with instrumentation calibration data, are found in Appendix C of this report.

The 104 channels of data were recorded on an on-board data acquisition system. Appendix B contains the vehicle, load cell barrier and dummy response data traces.

There was 100.0 percent windshield retention and no intrusion into the protected zone of the windshield during the event. There was no Stoddard solvent leakage (or electrolyte spillage) after the event or during any phase of the static rollover.

The maximum static crush of the vehicle was 502 mm and both the driver and passenger side doors remained closed during the impact event and were operable after the impact.

The driver's visible contact points were as follows: front airbag, headrest and knee bolster. The passenger's visible contact points were as follows: front airbag, headrest and glove box.

The occupant data is summarized below:

ATD Position	HIC ₁₅	Nij	Neck Tension (N)	Neck Compression (N)	3 ms Chest Clip (Gs)	Chest Disp. (mm)	Left Femur (N)	Right Femur (N)
Driver (50 th Male)	335	0.32	1200.0	-811.7	45.9	-27.8	-3421.2	-1557.5
Passenger (5 th Female)	280	0.48	916.0	-309.3	56.1	-21.4	-676.9	-922.7

TEST COMMENTS:

Driver Shoulder Belt Force; Channel failed after 16.0 ms

Vehicle Engine Top X; Channel failed after 30.0 ms

Vehicle Engine Bottom X; Channel failed after 30.0 ms

2.2 REPORT AREA 2: DATA SHEETS

DATA SHEET NO. 1 - GENERAL TEST AND VEHICLE PARAMETER DATA

Test Vehicle: 2020 Hyundai Venue 5-Door Hatchback
 Test Program: NCAP Frontal Impact

NHTSA No.: M20204209
 Test Date: 1/21/2020

TEST VEHICLE INFORMATION

NHTSA No.	M20204209
Model Year	2020
Make	Hyundai
Model	Venue
Body Style	5HB
VIN	KMHRB8A37LU015953
Body Color	Galactic Gray
Odometer Reading (km/mi)	30 mi.
Engine Displacement (L)	1.6
Type/No. Cylinders	Straight/4
Engine Placement	Front Transverse
Transmission Type	Automatic
Transmission Speeds	CVT
Overdrive	Yes
Final Drive	FWD
Roof Rack	No
Sunroof/T-Top	No
Running Boards	No
Tilt Steering Wheel	Yes
Power Seats	No
Anti-Lock Brakes (ABS)	Yes
Automatic Door Locks (ADLs)	Yes

TEST VEHICLE OPTIONS

Traction Control System (TCS)	Yes
Power Steering	Yes
Power Window Auto-Reverse	No
Driver Frontal Airbag	Yes
Driver Curtain Airbag	Yes
Driver Head/Torso Airbag	No
Driver Torso Airbag	No
Driver Torso/Pelvis Airbag	Yes
Driver Pelvis Airbag	No
Driver Knee Airbag	No
Front Pass. Frontal Airbag	Yes
Front Pass. Curtain Airbag	Yes
Front Pass. Head/Torso Airbag	No
Front Pass. Torso Airbag	No
Front Pass. Torso/Pelvis Airbag	Yes
Front Pass. Pelvis Airbag	No
Front Pass. Knee Airbag	No
Driver Pretensioner	Yes
Driver Load Limiter	Yes
Front Pass. Pretensioner	Yes
Front Pass. Load Limiter	Yes
Other:	No

Does owner's manual provide instructions to turn off automatic door locks?

Yes

DATA FROM CERTIFICATION LABEL

Manufactured by	HYUNDAI MOTOR COMPANY	GVWR (lbs)	3770
Date of Manufacture		GAWR Front (lbs)	2101
		GAWR Rear (lbs)	1889

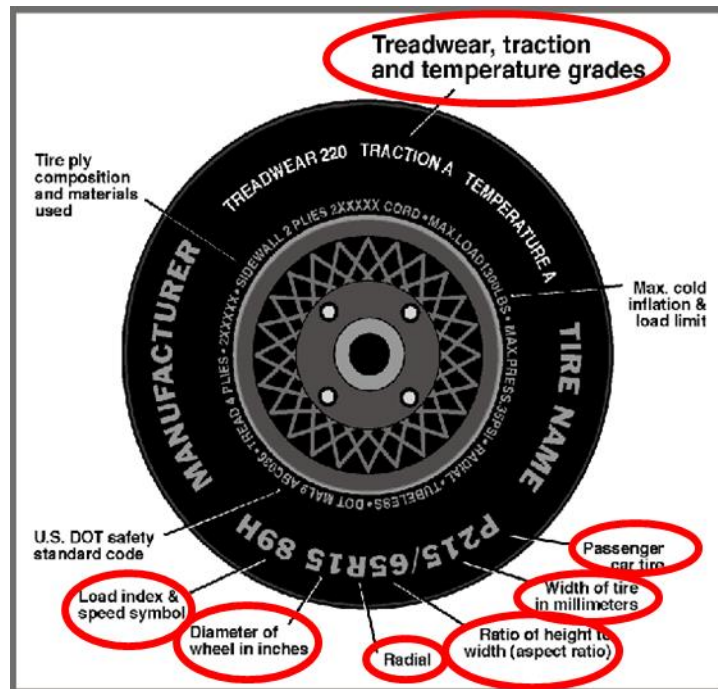
VEHICLE SEATING AND WEIGHT CAPACITY

Measured Parameter	Front	Rear	Third	Total
Type of Seats	Bucket	Split Bench	N/A	
Number of Occupants	2	3	N/A	5
Capacity Wt. (VCW) (kg)				380.0
Cargo Wt. (RCLW) (kg)				40.0

DATA SHEET NO. 1 - GENERAL TEST AND VEHICLE PARAMETER DATA (CONT'D)

Test Vehicle: 2020 Hyundai Venue 5-Door Hatchback
Test Program: NCAP Frontal Impact

NHTSA No.: M20204209
Test Date: 1/21/2020



DATA FROM TIRE PLACARD

Measured Parameter	Front	Rear
Maximum Tire Pressure (kPa)	350	350
Cold / Test Pressure (kPa)	250	250
Recommended Tire Size	185/65R15	185/65R15
Tire Size on Vehicle	185/65R15	185/65R15
Tire Manufacturer	Hankook	Hankook
Tire Model	Kinergy GT	Kinergy GT
Treadwear	500	500
Traction Grade	A	A
Temperature Grade	A	A
Tire Plies Sidewall	1	1
Tire Plies Body	4	4
Load Index/Speed Symbol	88H	88H
Tire Material	Steel/Polyester/Nylon	Steel/Polyester/Nylon
DOT Safety Code Right	1T7DF 1B H0 3119	1T7DF 1B H0 3119
DOT Safety Code Left	1T7DF 1B H0 3019	1T7DF 1B H0 3119

**DATA SHEET NO. 1 - GENERAL TEST AND VEHICLE PARAMETER DATA
(CONT'D)**

Test Vehicle: 2020 Hyundai Venue 5-Door Hatchback
Test Program: NCAP Frontal Impact

NHTSA No.: M20204209
Test Date: 1/21/2020

TEST VEHICLE WEIGHTS

	Units	As Delivered (UVW) (Axle)			As Tested (ATW) (Axle)		
		Front	Rear	Total	Front	Rear	Total
Left	kg	366.2	239.4		399.2	296.0	
Right	kg	356.0	229.4		383.2	283.8	
Ratio	%	60.6	39.4		57.4	42.6	
Totals	kg	722.2	468.8	1191.0	782.4	579.8	1362.2

TARGET TEST WEIGHT CALCULATION

Measured Parameter	Units	Value
Total Delivered Weight (UVW)	kg	1191.0
Weight of 1 P572E ATD & 1 P572O ATD	kg	139.3
Rated Cargo/Luggage Weight (RCLW)	kg	40.0
Vehicle Target Weight (TVTW)	kg	1370.3

TEST VEHICLE ATTITUDES AND CG

	Units	LF	RF	LR	RR	CG (aft of front)
As Delivered	mm	715	712	714	718	992
As Tested	mm	705	700	685	688	1073
Post Test	mm	705	696	691	686	

GENERAL TEST VEHICLE DATA

Measurement Description	Units	Value
Test Vehicle Wheel Base	mm	2520
Total Vehicle Length at Left Side	mm	3855
Total Vehicle Length at Centerline	mm	4020
Total Vehicle Length at Right Side	mm	3855
Weight of Ballast in Cargo Area	kg	0.0
Weight of Vehicle Components Removed	kg	50.4
Amount of Stoddard Solvent in Fuel Tank	liters	42.0

LIST OF COMPONENTS REMOVED TO MEET TEST WEIGHT: Rear hatch, rear bumper beam & fascia, rear door interior panels, windows, motors & speakers, rear seat belts and exterior mirrors

**DATA SHEET NO. 1 - GENERAL TEST AND VEHICLE PARAMETER DATA
(CONT'D)**

Test Vehicle: 2020 Hyundai Venue 5-Door Hatchback
Test Program: NCAP Frontal Impact

NHTSA No.: M20204209
Test Date: 1/21/2020

TARGET VEHICLE STRUCTURAL MEASUREMENT

	Elements	Pre-Test (mm)
1	Total Length	4020
2	Total Width	1775
3	Bumper Top Height	565
4	Bumper Bottom Height	455
5	Longitudinal Member Top Height	340
6	Distance Between Longitudinal Members	920
7	Longitudinal Member Width	75
8	Engine Top Height	850
9	Engine Bottom Height	205
10	Engine and Gearbox Width	840
11	Front Bumper-Engine Distance	380
12	Front Shock Absorber Fixing Height	900
13	Bonnet Leading Edge Height	850
14	Front Shock Absorber Fixing Width	1140
15	Front Bumper – Front Axle Distance	603
16	Front Axle – A-Pillar Distance	520
17	A-Pillar – B-Pillar Distance	965
18	B-Pillar – Rear Axle Distance	1050
19	B-Pillar – C-Pillar Distance	970
20	Roof Sill Bottom Height	1410
21	Roof Sill Top Height	1368
22	Floor Sill Bottom Height	340
23	Floor Sill Top Height	380

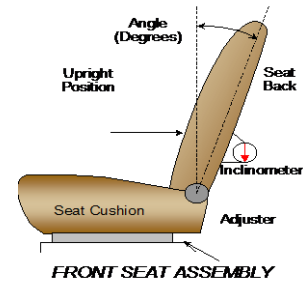
DATA SHEET NO. 2 - SEAT ADJUSTMENT, FUEL SYSTEM AND STEERING WHEEL DATA

Test Vehicle: 2020 Hyundai Venue 5-Door Hatchback
Test Program: NCAP Frontal Impact

NHTSA No.: M20204209
Test Date: 1/21/2020

NORMAL DESIGN RIDING POSITION

For adjustable driver and passenger seat backs. Please describe how to position the inclinometer to measure the seat back angle. Include description of the location of the adjustment latch detent, if applicable



	Degree
Driver Seat back angle:	0.5
Passenger Seat back angle:	3.5

SEAT FORE/AFT POSITIONS

Describe the method of determining seat fore/aft positions.

Driver: Mid position, Positioned according to Form 1

Passenger: Full forward, Positioned according to Form 1

	Total Fore/Aft Travel	Placed in Position No.
Driver Seat	35 detents/230 mm	Detent 14
Passenger Seat	34 detents/215 mm	Detent 0

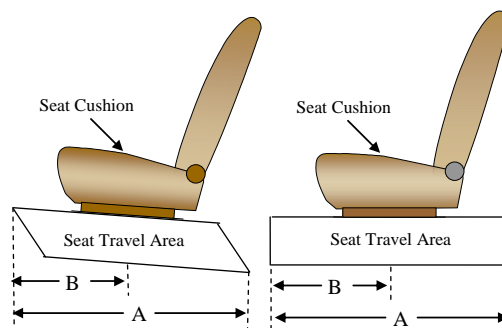
SEAT BELT UPPER ANCHORAGE

Describe the method of positioning seat belt upper anchorages.

Driver: Uppermost, Positioned according to Form 1

Passenger: Uppermost, Positioned according to Form 1

	Total No. of Positions	Placed in Position No.
Driver Seat	Fixed	Fixed
Passenger Seat	Fixed	Fixed



DATA SHEET NO. 2 - SEAT ADJUSTMENT, FUEL SYSTEM AND STEERING WHEEL DATA (CONT'D)

Test Vehicle: 2020 Hyundai Venue 5-Door Hatchback
Test Program: NCAP Frontal Impact

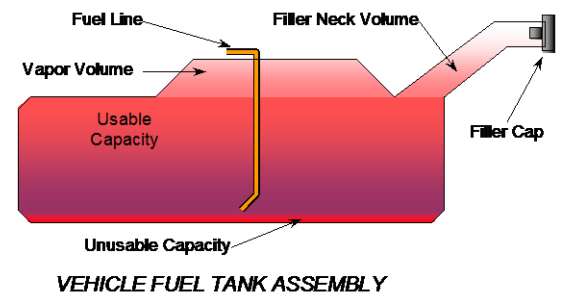
NHTSA No.: M20204209
Test Date: 1/21/2020

FUEL TANK CAPACITY

	Liters
Usable Capacity of "Standard Tank"	45.0
Usable Capacity of "Optional Tank"	N/A
92%-94% of Usable Capacity	41.9
Actual Amount of Solvent Used	42.0
1/3 of Usable Capacity	15.0

Describe the fuel system - what type of fuel pump, details about how it operates, etc.

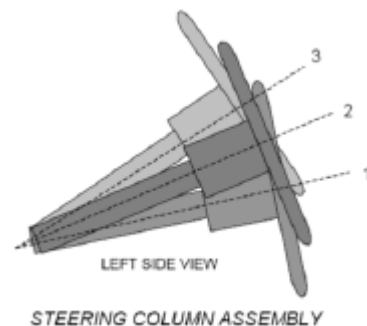
Key is in the "ON" position



STEERING COLUMN ADJUSTMENT

Steering wheel and column adjustments are made so that the steering wheel hub is at the geometric center of the locus it describes when moved through its full range of motion. Describe how this measurement was taken.

Steel square was placed across the rim of the steering wheel, an inclinometer was placed on plate and the angle was measured. Telescope travel was measured full in and full out and set at the midpoint.



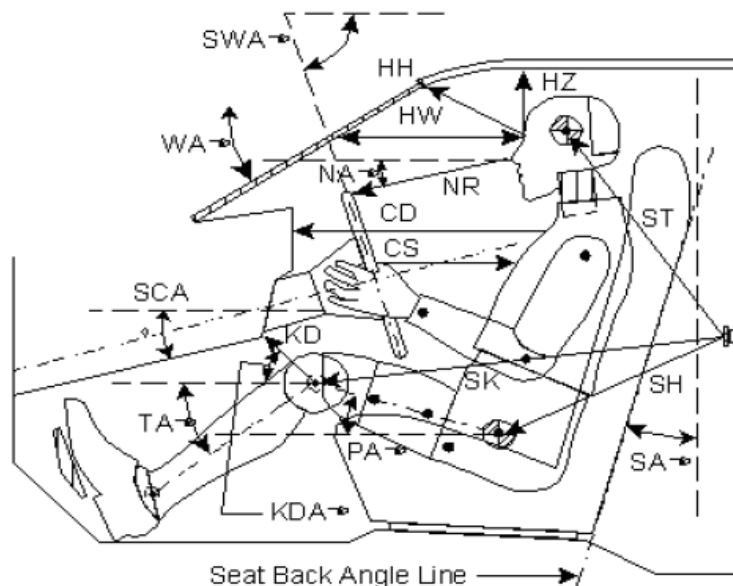
STEERING COLUMN POSITIONS

	Degrees	Fore/Aft Position (mm)
Lowermost Position No. 1	24.3	0
Geometric Center Position No. 2	27.0	24
Uppermost Position No. 3	29.7	48
Telescoping Steering Wheel Travel		48
Test Position	27.0	24

DATA SHEET NO. 3 - DUMMY LONGITUDINAL CLEARANCE DIMENSIONS

Test Vehicle: 2020 Hyundai Venue 5-Door Hatchback
 Test Program: NCAP Frontal Impact

NHTSA No.: M20204209
 Test Date: 1/21/2020



Code	Measurement Description	Driver		Passenger	
		Length (mm)	Angle (°)	Length (mm)	Angle (°)
WA°	Windshield Angle		33.0		
SWA°	Steering Wheel Angle		27.0		
SCA°	Steering Column Angle		63.0		
SA°	Seat Back Angle (on head rest post)		0.5		3.5
HZ	Head to Roof (Z)	232		288	
HH	Head to Header	387		354	
HW	Head to Windshield	668		697	
NR	Nose to Rim	382	8.1		
CD	Chest to Dash	530		453	
CS	Chest to Steering Hub	319			
RA	Rim to Abdomen	180			
KDL	Left Knee to Dash	180	19.0	119	18.5
KDR	Right Knee to Dash	159	18.1	128	24.0
PA°	Pelvic Angle		24.4		20.9
TA°	Tibia Angle		53.7		63.4
SK	Striker to Knee	536	5.7	604	10.7
ST	Striker to Head	470	-83.4	405	-72.5
SH	Striker to H-Point	254	50.4	313	32.6

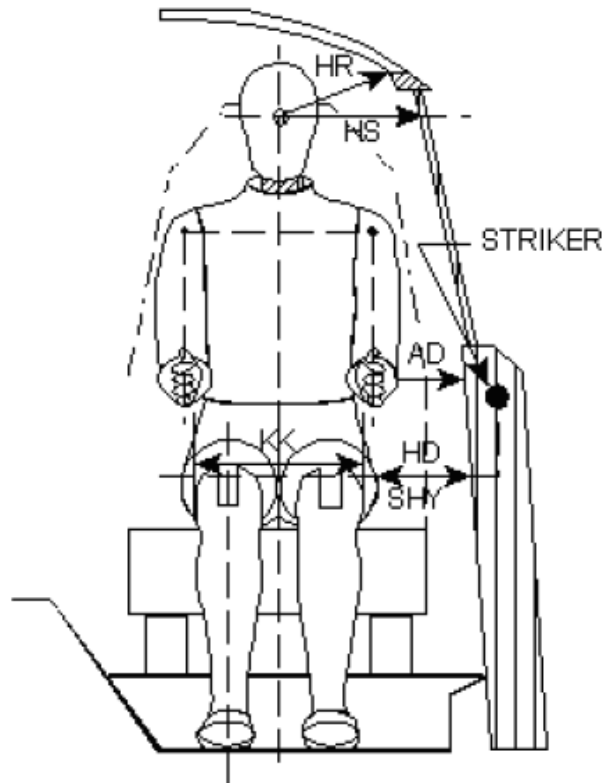
DATA SHEET NO. 4 - DUMMY LATERAL CLEARANCE DIMENSIONS

Test Vehicle: 2020 Hyundai Venue 5-Door Hatchback

NHTSA No.: M20204209

Test Program: NCAP Frontal Impact

Test Date: 1/21/2020

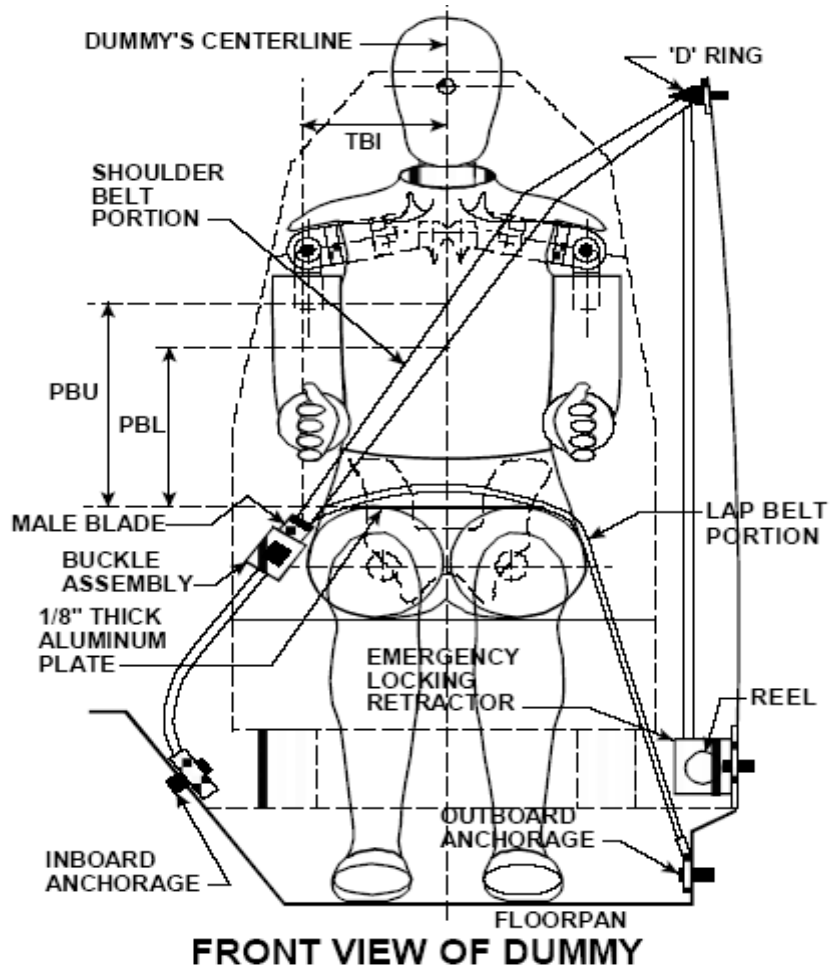


Code	Measurement Description	Driver	Passenger
AD	Arm to Door	55	92
HD	H-Point to Door	150	189
HR	Head to Side Header	220	270
HS	Head to Side Window	321	358
KK	Knee to Knee	313	171
SHY	Striker to H-Point (Y Direction)	225	266
AA	Ankle to Ankle	330	204

DATA SHEET NO. 5 - SEAT BELT POSITIONING DATA

Test Vehicle: 2020 Hyundai Venue 5-Door Hatchback
 Test Program: NCAP Frontal Impact

NHTSA No.: M20204209
 Test Date: 1/21/2020



SEAT BELT POSITIONING MEASUREMENTS

Measurement Description	Units	Driver	Passenger
PBU – Top surface of reference to belt upper edge	mm	366	320
PBL – Top surface of reference to belt lower edge	mm	295	244

BELT LENGTH DATA

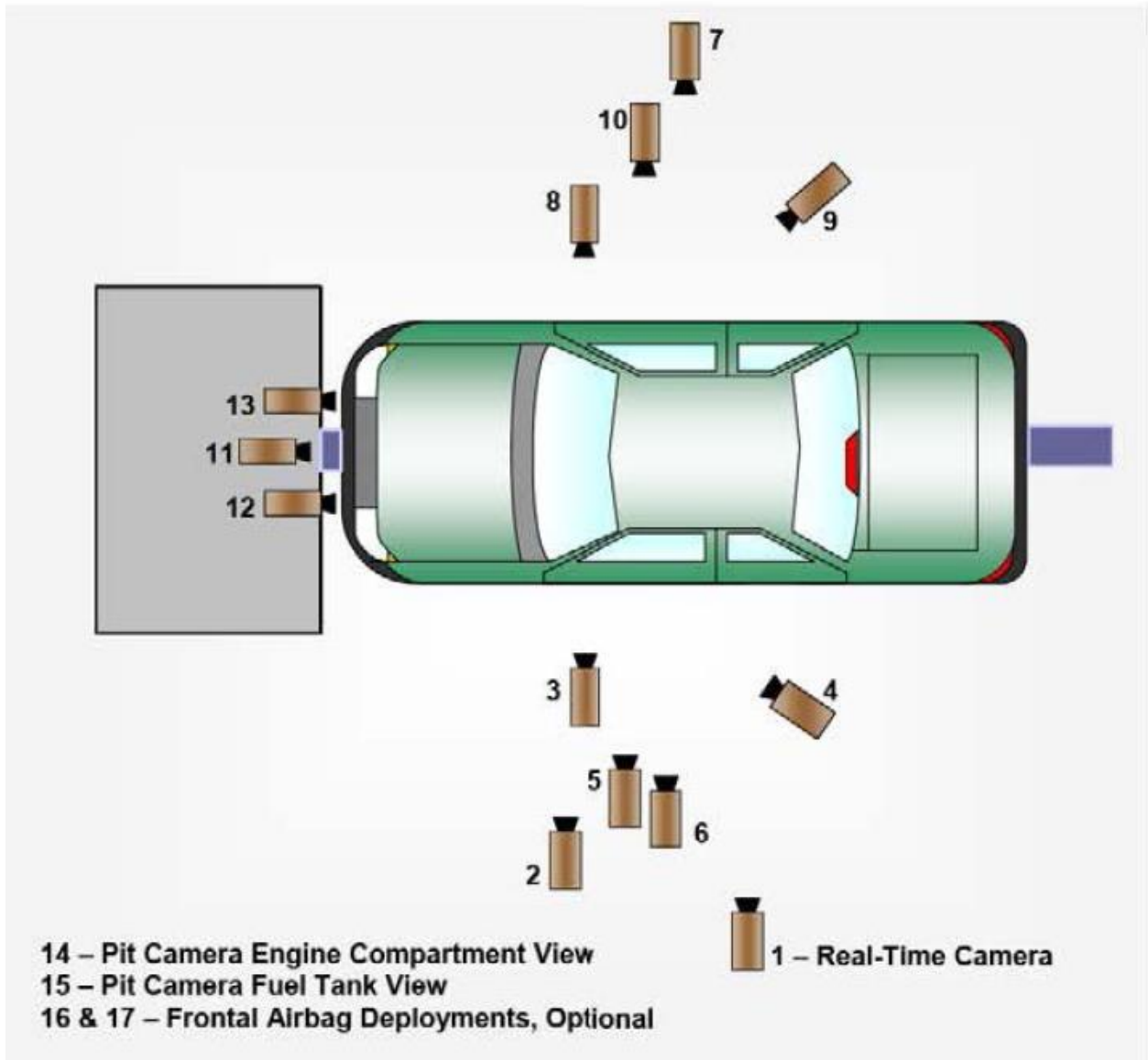
Measurement Description	Units	Driver	Passenger
Shoulder belt length as measured on ATD	mm	858	906
Lap belt length as measured on ATD	mm	768	873
Remainder of belt on reel	mm	974	821
Total belt length for continuous webbing systems	mm	2600	2600

DATA SHEET NO. 6 - HIGH SPEED CAMERA LOCATIONS AND DATA

Test Vehicle: 2020 Hyundai Venue 5-Door Hatchback
Test Program: NCAP Frontal Impact

NHTSA No.: M20204209
Test Date: 1/21/2020

CAMERA POSITIONS FOR FRONTAL IMPACTS



**DATA SHEET NO. 6 - HIGH SPEED CAMERA LOCATIONS AND DATA
(CONT'D)**

Test Vehicle: 2020 Hyundai Venue 5-Door Hatchback
Test Program: NCAP Frontal Impact

NHTSA No.: M20204209
Test Date: 1/21/2020

CAMERA LOCATIONS

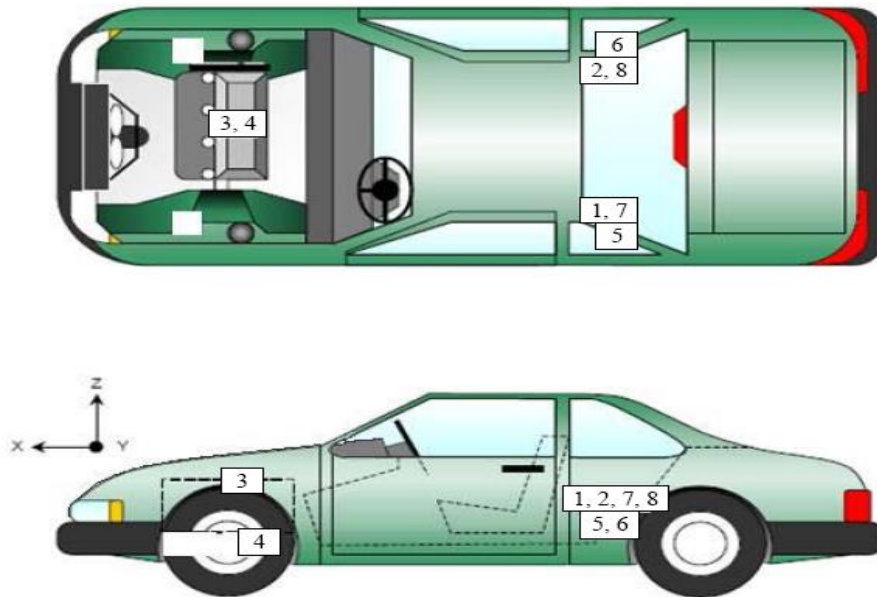
No.	Camera View	Location (mm)			Lens (mm)	Frame Speed (fps)
		X	Y	Z		
1	REAL-TIME LEFT OVERALL	-1104	-5543	-1474	Zoom	30
2	LEFT OVERALL	-2763	-5692	-1549	20	1000
3	DRIVER CLOSE-UP	-1827	-5140	-1461	20	1000
4	LEFT FRONT HALF	-1026	-5157	-1492	28	1000
5	LEFT ANGLE	-3048	-2082	-1837	25	1000
6	STEERING COLUMN	-2192	-5263	-1483	20	1000
7	RIGHT OVERALL	-1991	5696	-1472	20	1000
8	PASSENGER CLOSE-UP	-1315	5232	-1507	50	1000
9	RIGHT FRONT HALF	-724	4838	-1463	28	1000
10	RIGHT ANGLE	-3026	1714	-1774	25	1000
11	WINDSHIELD	0	0	-2588	12.5	1000
12	DRIVER WINDSHIELD	0	-443	-2588	20	1000
13	PASSENGER WINDSHIELD	0	411	-2588	20	1000
14	PIT FRONT	-785	0	3165	18.5	1000
15	PIT REAR	-3067	0	3211	20	1000
16	DRIVER ONBOARD				12.5	1000
17	PASSENGER ONBOARD				12.5	1000

Reference Points: +X – forward of impact plane
+Y – right of monorail center
+Z – into ground

DATA SHEET NO. 7 - VEHICLE ACCELEROMETER DATA

Test Vehicle: 2020 Hyundai Venue 5-Door Hatchback
Test Program: NCAP Frontal Impact

NHTSA No.: M20204209
Test Date: 1/21/2020



VEHICLE ACCELEROMETER PRE-TEST LOCATIONS

No.	Accelerometer Location	Measurements (mm)		
		X	Y	Z
1	Left Rear Accelerometer – X Direction	1410	-170	-532
2	Right Rear Accelerometer – X Direction	1410	175	-530
3	Engine Top X	3370	20	-850
4	Engine Bottom X	3410	100	-851
5	Left Rear Accelerometer – Z Direction	1410	-170	-538
6	Right Rear Accelerometer – Z Direction	1410	175	-536
7	Left Rear Accelerometer – X Direction Redundant	1410	-145	-532
8	Right Rear Accelerometer- X Direction Redundant	1410	150	-530

Reference Points: X – Rear Surface of Vehicle (+ forward)
Y – Vehicle Centerline (+ to right)
Z – Ground Plane (+ down)

DATA SHEET NO. 8 - PHOTOGRAPHIC REFERENCE TARGET LOCATIONS

Test Vehicle: 2020 Hyundai Venue 5-Door Hatchback

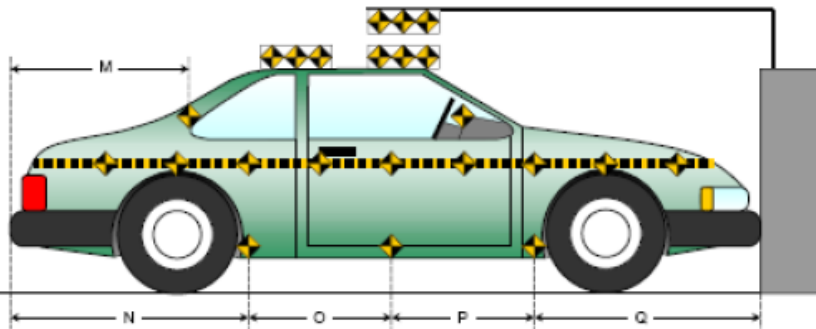
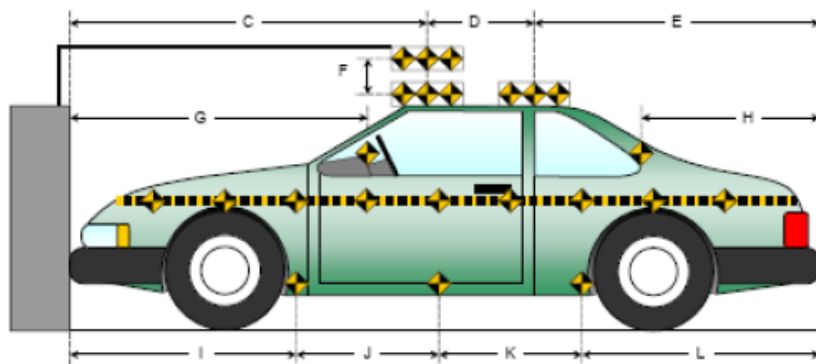
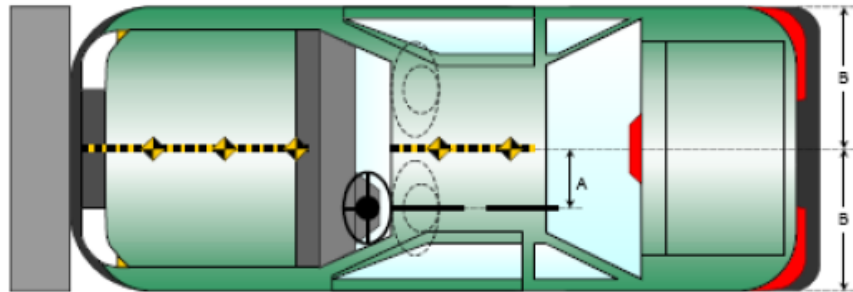
NHTSA No.: M20204209

Test Program: NCAP Frontal Impact

Test Date: 1/21/2020

Item	Value
A	370
B	888
C	2026
D	610
E	1391
F	440
G	1519
H	940
I	1217
J	822
K	833
L	1155
M	942
N	1157
O	828
P	826
Q	1216

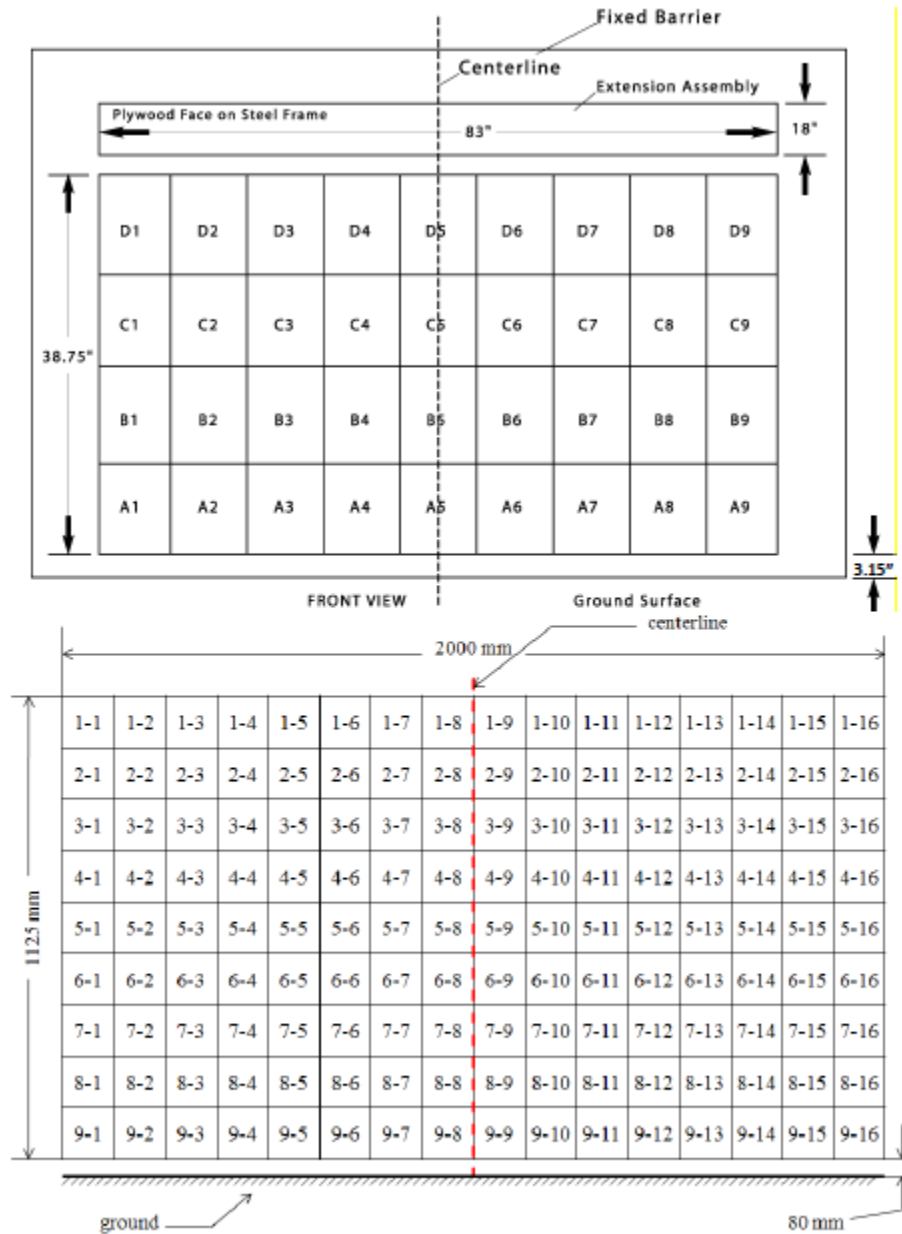
All units in millimeters



DATA SHEET NO. 9 - LOAD CELL LOCATIONS ON FIXED BARRIER

Test Vehicle: 2020 Hyundai Venue 5-Door Hatchback
 Test Program: NCAP Frontal Impact

NHTSA No.: M20204209
 Test Date: 1/21/2020



DATA SHEET NO. 10 - TEST VEHICLE SUMMARY OF RESULTS

Test Vehicle: 2020 Hyundai Venue 5-Door Hatchback

NHTSA No.: M20204209

Test Program: NCAP Frontal Impact

Test Date: 1/21/2020

INSTRUMENTATION

Instrumentation	Number of Channels Collected
Driver Dummy Accelerometers	47
Passenger Dummy Accelerometers	47
Vehicle Structure Accelerometers	8
Total	102

CAMERA COVERAGE

Type of Camera	Number Used in this Test
High-Speed Vehicle Onboard	2
High-Speed Offboard	14
Real-Time Panning	2
Total	18

DATA SHEET NO. 11 - POST-TEST OBSERVATIONS

Test Vehicle: 2020 Hyundai Venue 5-Door Hatchback
 Test Program: NCAP Frontal Impact

NHTSA No.: M20204209
 Test Date: 1/21/2020

TEST DUMMY INFORMATION AND CONTACT LOCATIONS

Description	Driver	Passenger
Dummy Type / Serial No.	Hybrid III 50th / 037	Hybrid III 5th / 070
Head Contact	Frontal Airbag and Head Restraint	Frontal Airbag and Head Restraint
Upper Torso Contact	Airbag	Airbag
Lower Torso Contact	None	None
Left Knee Contact	Knee Bolster	Glove Box
Right Knee Contact	Knee Bolster	Glove Box

DOOR OPENING, TRUNK OPENING, AND SEAT TRACK INFORMATION

Description	Driver	Passenger	Other
Locked/Unlocked Doors**	Unlocked	Unlocked	
Front Door Opening**	No	No	
Rear Door Opening**	No	No	
Trunk/Hatch/Tailgate Opening**			N/A
Seat Track Shift (mm) **	No	No	
Seat Back Movement from Initial Position**	No	No	

**NOTE: Indicate "No", "N/A, or "Yes", and if "Yes", describe

POST- OTHER VEHICLE POST-TEST OBSERVATIONS

Critical Areas of Performance	Observations
Windshield Damage	Star burst from passenger airbag, cracking along lower edge
Window Damage	None
Other Notable Effects	None

VEHICLE REBOUND FROM BARRIER

Measured Parameter	Units	Value
Left Side	mm	1724
Center	mm	1702
Right Side	mm	1773
Average	mm	1733

SUPPLEMENTAL RESTRAINT SYSTEM INFORMATION

Restraint Type	Driver (Occupant 1)		Passenger (Occupant 2)	
	Installed	Deployed	Installed	Deployed
Front Airbag	Yes	Yes	Yes	Yes
Torso/Pelvis Side Airbag	Yes	No	Yes	No
Curtain Side Airbag	Yes	No	Yes	No
Knee Airbag	No	N/A	No	N/A
Seat Belt Pretensioner	Yes	Yes	Yes	Yes
Seat Belt Load Limiter	Yes	Yes	Yes	Yes
Seat Belt Buckle Pretensioner	No	N/A	No	N/A
Other	No	N/A	No	N/A

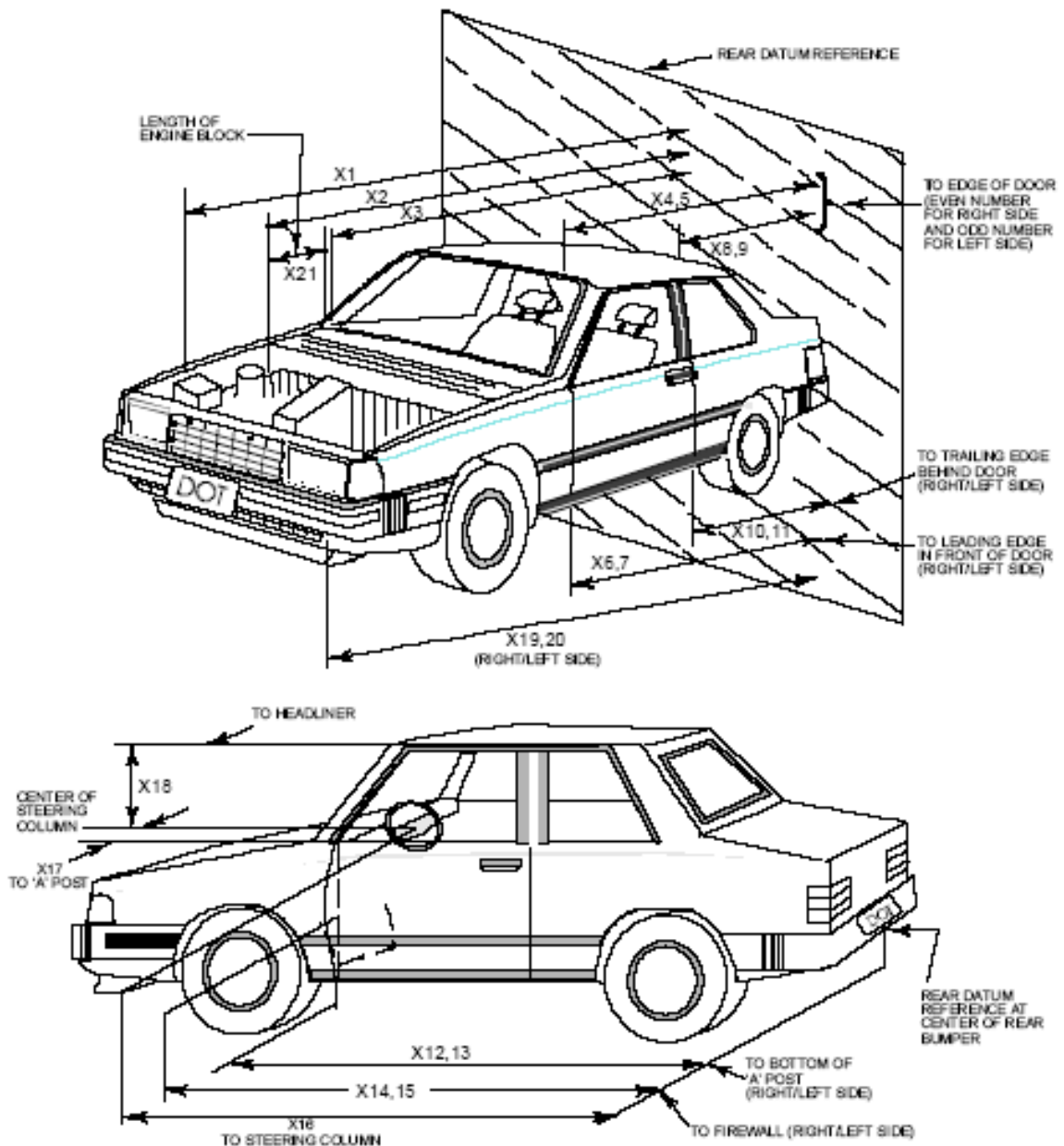
DATA SHEET NO. 12 - VEHICLE PROFILE MEASUREMENTS

Test Vehicle: 2020 Hyundai Venue 5-Door Hatchback

NHTSA No.: M20204209

Test Program: NCAP Frontal Impact

Test Date: 1/21/2020



DATA SHEET NO. 12 - VEHICLE PROFILE MEASUREMENTS (CONT'D)Test Vehicle: 2020 Hyundai Venue 5-Door HatchbackNHTSA No.: M20204209Test Program: NCAP Frontal ImpactTest Date: 1/21/2020

No.	Measurement Description	Pre-Test	Post-Test	Difference
1	Total Length of Vehicle at Centerline	4020	3520	500
2	Rear Surface of Vehicle (RSOV) to Front of Engine	3630	3440	190
3	RSOV to Firewall	3190	3135	55
4	RSOV to Upper Leading Edge of Right Door	2740	2738	2
5	RSOV to Upper Leading Edge of Left Door	2740	2735	5
6	RSOV to Lower Leading Edge of Right Door	2727	2712	15
7	RSOV to Lower Leading Edge of Left Door	2728	2706	22
8	RSOV to Upper Trailing Edge of Right Door	1779	1777	2
9	RSOV to Upper Trailing Edge of Left Door	1781	1774	7
10	RSOV to Lower Trailing Edge of Right Door	1802	1788	14
11	RSOV to Lower Trailing Edge of Left Door	1802	1782	20
12	RSOV to Bottom of "A" Post-of Right Side	2745	2743	2
13	RSOV to Bottom of "A" Post-of Left Side	2747	2738	9
14	RSOV to Firewall, Right Side	3185	3138	47
15	RSOV to Firewall, Left Side	3195	3138	57
16	RSOV to Steering Column	2501	2423	78
17	Center of Steering Column to "A" Post	280	305	-25
18	Center of Steering Column to Headliner	452	435	17
19	RSOV to Right Side of Front Bumper	3855	3509	346
20	RSOV to Left Side of Front Bumper	3855	3496	359
21	Length of Engine Block	600	600	0
RD	RSOV to Right Side of Dash Panel	2545	2545	0
CD	RSOV to Center of Dash Panel	2493	2495	-2
LD	RSOV to Left Side of Dash Panel	2545	2540	5

All Dimensions in mm

DATA SHEET NO. 13 - ACCIDENT INVESTIGATION DIVISION DATA

Test Vehicle: 2020 Hyundai Venue 5-Door Hatchback
Test Program: NCAP Frontal Impact

NHTSA No.: M20204209
Test Date: 1/21/2020

VEHICLE INFORMATION

VIN: KMHRB8A37LU015953
Vehicle Size Category: Passenger Car

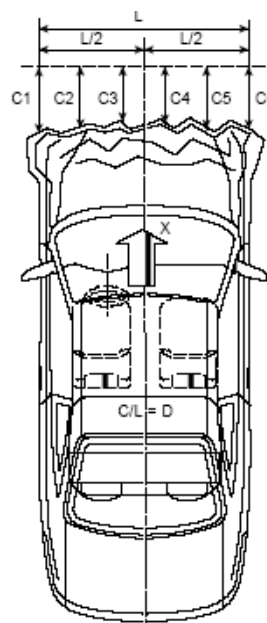
Wheelbase: 2520
Test Weight (kg): 1362.2

ACCELEROMETER DATA

Accelerometer Locations: As listed on Page 15 of this report.
Cal. Procedure/Interval: TRC procedure / 6 month interval
Integration Algorithm: Trapezoidal
Linearity: > 99%
Impact Velocity (km/h): 56.37
Velocity Change (km/h): 64.01
Time of Separation (ms): 108

CRUSH PROFILE

Collision Deformation Classification: 12FDEW2
Midpoint of Damage: Centerline
Damage Region Length (mm): 1524
Impact Mode: Frontal



No.	Measurement Description	Units	Pre-Test	Post-Test	Difference
C1	Crush zone 1 at left side	mm	3855	3496	359
C2	Crush zone 2 at left side	mm	3995	3501	494
C3	Crush zone 3 at left side	mm	4015	3513	502
C4	Crush zone 4 at right side	mm	4015	3515	500
C5	Crush zone 5 at right side	mm	3995	3510	485
C6	Crush zone 6 at right side	mm	3855	3509	346
L	C1 to C6	mm	1524	1155	369

DATA SHEET NO. 14 - VEHICLE INTRUSION MEASUREMENTS

Test Vehicle: 2020 Hyundai Venue 5-Door Hatchback
Test Program: NCAP Frontal Impact

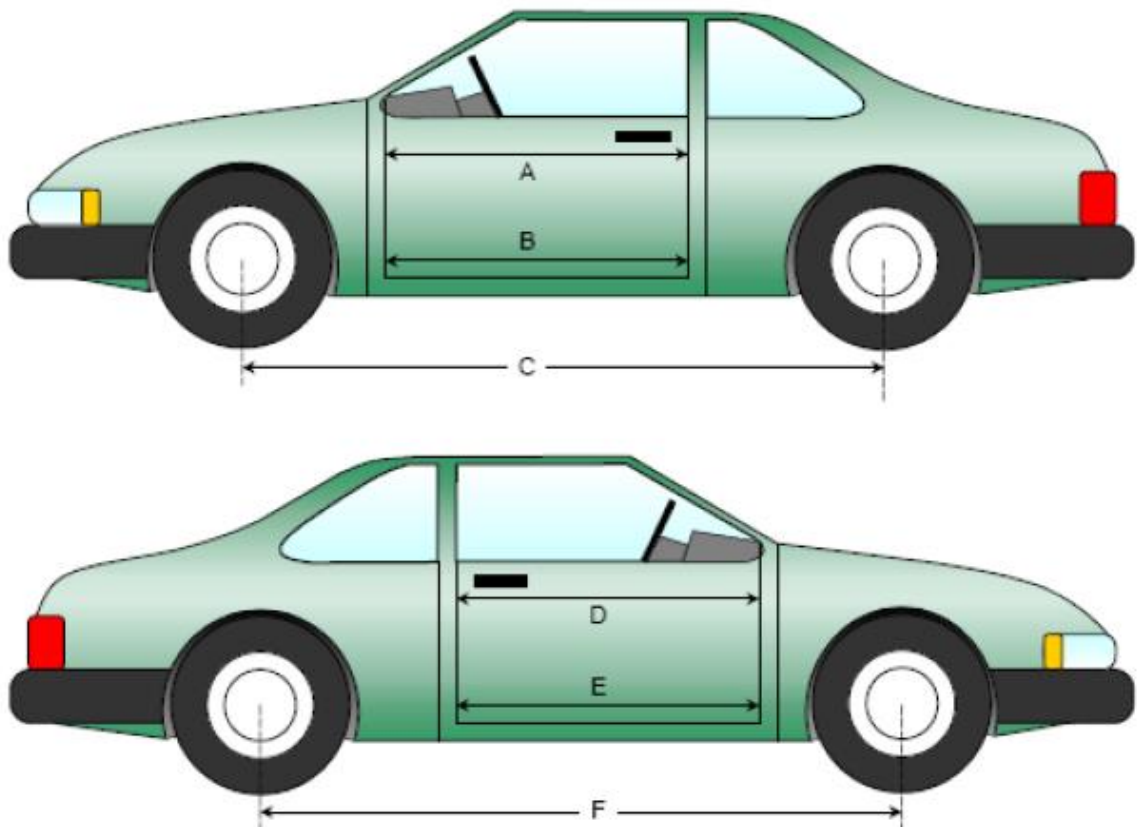
NHTSA No.: M20204209
Test Date: 1/21/2020

DOOR OPENING WIDTH

No.	Description	Units	Pre-Test	Post-Test	Difference
A	Left Side Upper	mm	925	925	0
B	Left Side Lower	mm	830	830	0
D	Right Side Upper	mm	925	925	0
E	Right Side Lower	mm	830	830	0

WHEELBASE MEASUREMENTS

No.	Description	Units	Pre-Test	Post-Test	Difference
C	Left Side Wheelbase	mm	2520	2470	50
F	Right Side Wheelbase	mm	2520	2495	25



DATA SHEET NO. 14 - VEHICLE INTRUSION MEASUREMENTS (CONT'D)

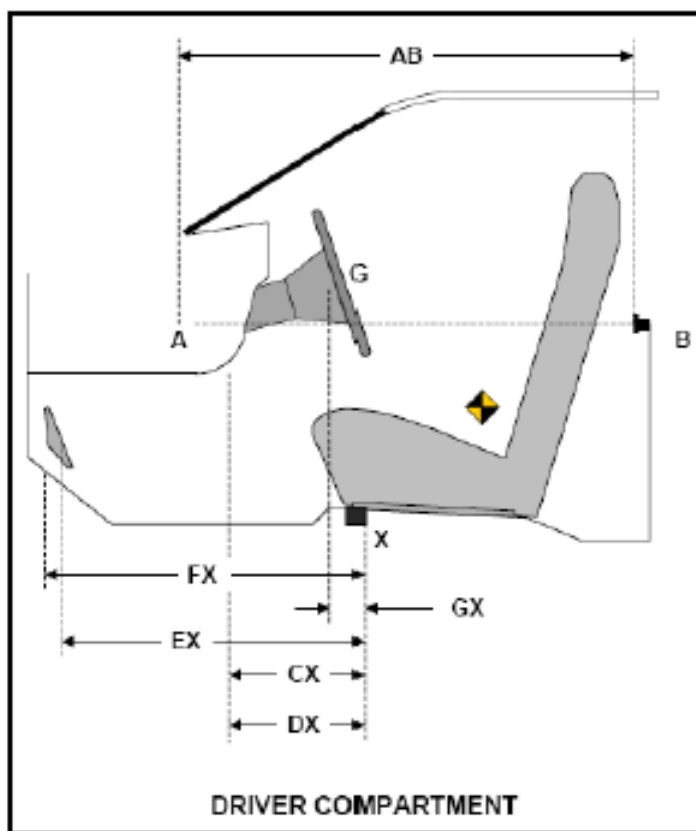
Test Vehicle: 2020 Hyundai Venue 5-Door Hatchback
 Test Program: NCAP Frontal Impact

NHTSA No.: M20204209
 Test Date: 1/21/2020

DRIVER COMPARTMENT INTRUSION

Item	Description	Units	Pre-Test	Post-Test	Difference
AB	Door Opening (Inside Window Jam)	mm	905	905	0
CX	Left Knee Bolster to X	mm	280	302	-22
DX	Right Knee Bolster to X	mm	260	270	-10
EX	Brake Pedal to X	mm	538	465	73
FX	Foot Rest to X	mm	560	525	35
GX	Center of Steering Column Wheel Hub to X	mm	39	115	-76

X = Front of Seat Track (Stationary)



DATA SHEET NO. 15 - SUMMARY OF INDICANT FMVSS 212 AND FMVSS 219 (PARTIAL) DATA

Test Vehicle: 2020 Hyundai Venue 5-Door Hatchback
Test Program: NCAP Frontal Impact

NHTSA No.: M20204209
Test Date: 1/21/2020

Please provide windshield mounting details.

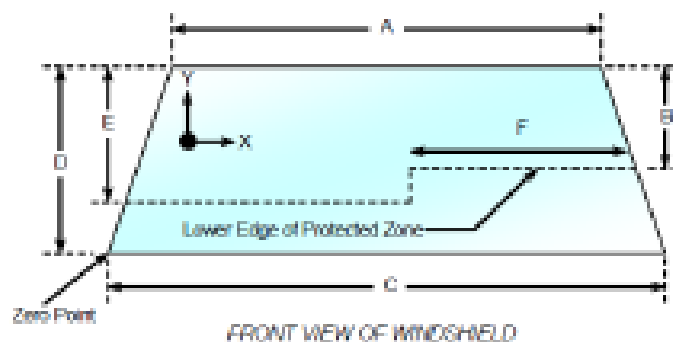
The standard requires that the post-test retention measurement be a minimum of 75% of the pre-test total periphery measurement for vehicle not equipped with occupant passive restraint and 50% for each side of the windshield for vehicle which are equipped with occupant passive restraints.

Temperature of windshield molding during test: 21.2°C

WINDSHIELD PERIPHERY MEASUREMENTS

Measurement	Pre-Test (mm)	Post-Test (mm)	% Retention
Left Side	2075	2075	100.0
Right Side	2075	2075	100.0
Total	4150	4150	100.0

Item	Units	Value
A	mm	1155
B	mm	492
C	mm	1485
D	mm	755
E	mm	460
F	mm	400



AREAS OF PROTECTED ZONE FAILURES

A. Provide coordinates of the area that the protected zone was penetrated more than .25 inches by a vehicle component other than one that is normally in contact with the windshield.

X	Y
NA	NA
NA	NA
NA	NA
NA	NA

B. The inner surface of the windshield was penetrated by the hood support beneath the protected zone.

X	Y
NA	NA
NA	NA
NA	NA
NA	NA

**DATA SHEET NO. 16 - FMVSS 301 BARRIER IMPACT AND STATIC ROLLOVER
RESULTS**

Test Vehicle: 2020 Hyundai Venue 5-Door Hatchback
Test Program: NCAP Frontal Impact

NHTSA No.: M20204209
Test Date: 1/21/2020

FMVSS 301 FUEL SYSTEM INTEGRITY POST IMPACT DATA

Temperature at Time of Impact: 21.2°C

Test Time: 18:38

Stoddard Solvent Spillage Measurements

- A From impact until vehicle motion ceases: 0 oz.
(maximum allowable – 1 oz.)
- B For the 5-minute period after motion ceases: 0 oz.
(maximum allowable – 5 oz.)
- C For the following 25 minutes: 0 oz.
(maximum allowable – 1 oz./minutes)
- D Spillage: None

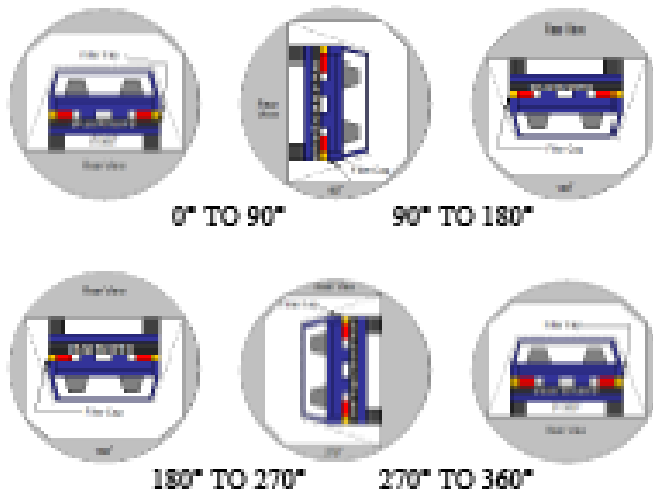
DATA SHEET NO. 16 - FMVSS 301 BARRIER IMPACT AND STATIC ROLLOVER RESULTS (CONT'D)

Test Vehicle: 2020 Hyundai Venue 5-Door Hatchback
Test Program: NCAP Frontal Impact

NHTSA No.: M20204209
Test Date: 1/21/2020

1. The specified fixture rollover rate for each 90° of rotation is 60 to 180 seconds.
2. The position hold time at each position is 300 seconds (minimum).
3. Details of Stoddard Solvent spillage:

None _____



SOLVENT COLLECTION TIME TABLE IN SECONDS

Test Phase	Rotation Time	Hold Time	Total Time
0° to 90°	90	330	420
90° to 180°	90	330	840
180° to 270°	90	330	1260
270° to 360°	90	330	1480

FMVSS 301 SPILLAGE TABLE

Test Phase	First 5 Minutes	Sixth Minute	Seventh Minute	Eighth Minute
0° to 90°	0	0	0	N/A
90° to 180°	0	0	0	N/A
180° to 270°	0	0	0	N/A
270° to 360°	0	0	0	N/A

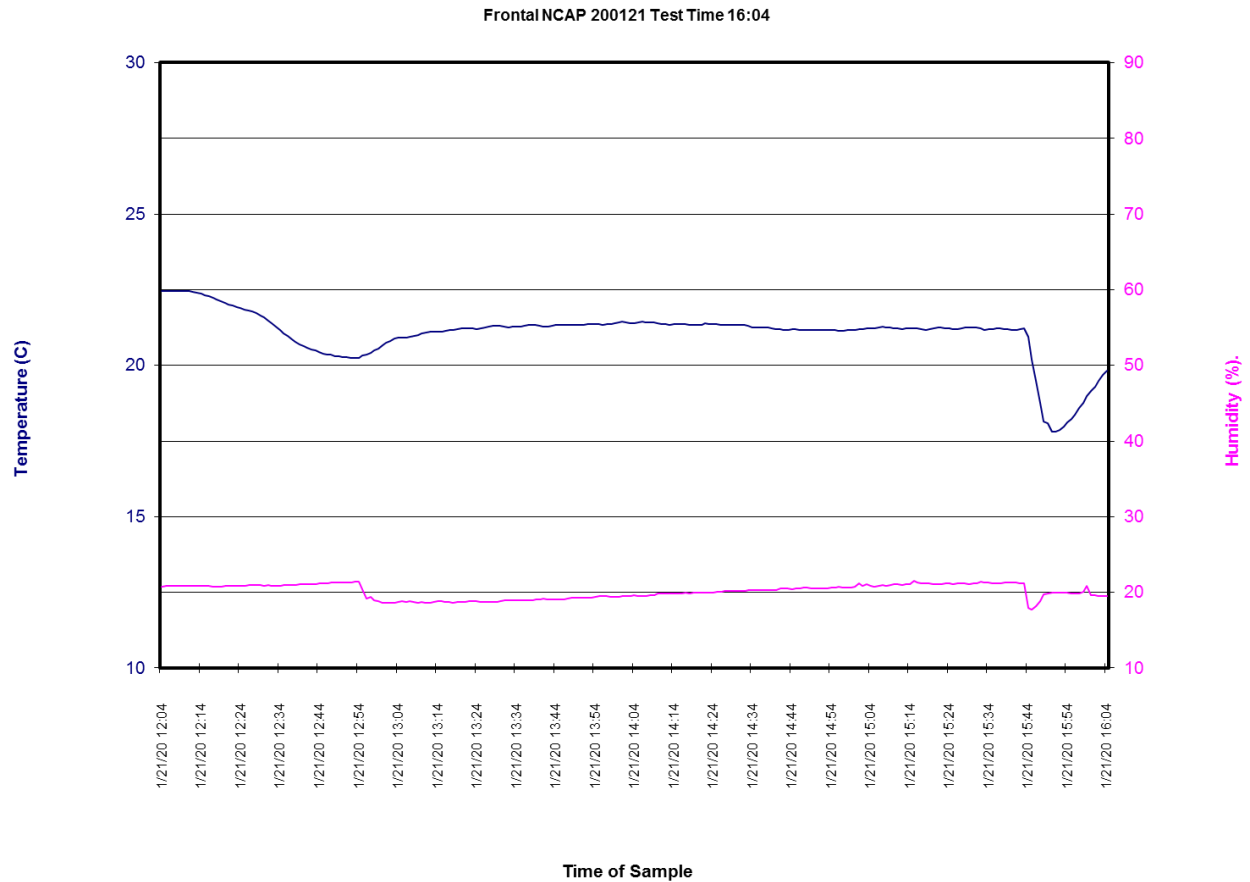
SOLVENT SPILLAGE LOCATION TABLE

Test Phase	Spillage Location
0° to 90°	None
90° to 180°	None
180° to 270°	None
270° to 360°	None

DATA SHEET NO. 17 - DUMMY/VEHICLE TEMPERATURE STABILIZATION

Test Vehicle: 2020 Hyundai Venue 5-Door Hatchback
Test Program: NCAP Frontal Impact

NHTSA No.: M20204209
Test Date: 1/21/2020



APPENDIX A
PHOTOGRAPHS

TABLE OF PHOTOGRAPHS

No.	Description	Page
1	Load Cell Location	A-5
2	Pre-Test Load Cell Wall	A-5
3	Post-Test Load Cell Wall	A-6
4	Manufacturer's Label	A-6
5	Tire Placard	A-7
6	2020 Hyundai Venue 5-Door Hatchback Frontal As Delivered	A-8
7	Right Rear 3-4 View, as Received	A-8
8	Pre-Test Front View of Test Vehicle	A-9
9	Post-Test Front View of Test Vehicle	A-9
10	Pre-Test Left View of Test Vehicle	A-10
11	Post-Test Left View of Test Vehicle	A-10
12	Pre-Test Right View of Test Vehicle	A-11
13	Post-Test Right View of Test Vehicle	A-11
14	Pre-Test Right Front 3-4 View	A-12
15	Post-Test Right Front 3-4 View	A-12
16	Pre-Test Left Rear 3-4 View	A-13
17	Post-Test Left Rear 3-4 View	A-13
18	Pre-Test Windshield View	A-14
19	Post-Test Windshield View	A-14
20	Pre-Test Engine Compartment View	A-15
21	Post-Test Engine Compartment View	A-15
22	Pre-Test Fuel Filler Cap View	A-16
23	Post-Test Fuel Filler Cap View	A-16
24	Pre-Test Front Underbody View	A-17
25	Post-Test Front Underbody View	A-17
25a	Pre-Test Mid Front Underbody View	A-18
25b	Post-Test Mid Front Underbody View	A-18
25c	Pre-Test Mid Rear Underbody View	A-19
25d	Post-Test Mid Rear Underbody View	A-19
26	Pre-Test Rear Underbody View	A-20
27	Post-Test Rear Underbody View	A-20
28	Pre-Test Dummy Cable Routing	A-21
29	Post-Test Dummy Cable Routing	A-21
30	Pre-Test Driver Dummy Front View	A-22
31	Post-Test Driver Dummy Front View	A-22
32	Pre-Test Driver Dummy Window View	A-23
33	Post-Test Driver Dummy Window View	A-23

TABLE OF PHOTOGRAPHS (CONTINUED)


No.	Description	Page
34	Pre-Test Driver Dummy and Vehicle Interior View	A-24
35	Post-Test Driver Dummy and Vehicle Interior View	A-24
36	Pre-Test Driver's Seat Fore-Aft Markings	A-25
37	Post-Test Driver's Seat Fore-Aft Markings	A-25
38	Pre-Test View of Belt Anchorage for Driver Dummy	A-26
39	Post-Test View of Belt Anchorage for Driver Dummy	A-26
40	Pre-Test View of Belt Buckle and Latch Plate for Driver Dummy	A-27
41	Post-Test View of Belt Buckle and Latch Plate for Driver Dummy	A-27
42	Pre-Test Driver Dummy Feet	A-28
43	Post-Test Driver Dummy Feet	A-28
44	Pre-Test Driver's Side Knee Bolster	A-29
45	Post-Test Driver's Side Knee Bolster	A-29
46	Pre-Test Driver's Side Floorpan	A-30
47	Post-Test Driver's Side Floorpan	A-30
48	Post-Test Driver Dummy Face	A-31
49	Post-Test Driver Dummy Contact with Airbag	A-31
50	Post-Test Driver Dummy Contact with Headrest	A-32
51	Pre-Test View of the Steering Wheel	A-33
52	Post-Test View of the Steering Wheel	A-33
53	Pre-Test Passenger Dummy Front View	A-34
54	Post-Test Passenger Dummy Front View	A-34
55	Pre-Test Passenger Dummy Window View	A-35
56	Post-Test Passenger Dummy Window View	A-35
57	Pre-Test Passenger Dummy and Vehicle Interior View	A-36
58	Post-Test Passenger Dummy and Vehicle Interior View	A-36
59	Pre-Test Passenger Seat Fore-Aft Markings	A-37
60	Post-Test Passenger Seat Fore-Aft Markings	A-37
61	Pre-Test View of Belt Anchorage for Passenger Dummy	A-38
62	Post-Test View of Belt Anchorage for Passenger Dummy	A-38
63	Pre-Test View of Belt Buckle and Latch Plate for Passenger Dummy	A-39
64	Post-Test View of Belt Buckle and Latch Plate for Passenger Dummy	A-39
65	Pre-Test Passenger Dummy Feet	A-40
66	Post-Test Passenger Dummy Feet	A-40
67	Pre-Test Passenger Side Knee Bolster	A-41
68	Post-Test Passenger Side Knee Bolster	A-41

TABLE OF PHOTOGRAPHS (CONTINUED)


No.	Description	Page
69	Pre-Test Passenger Side Floorpan	A-42
70	Post-Test Passenger Side Floorpan	A-42
71	Post-Test Passenger Dummy Face	A-43
72	Post-Test Passenger Dummy Contact with Airbag	A-43
73	Post-Test Passenger Dummy Contact with Headrest	A-44
74	Photograph of Ballast Installed in Vehicle View	A-44
75	Post-Test Stoddard Solvent Spillage Location View, if required	A-45
76	Post-Test Speed Trap Read-out	A-45
77	Vehicle at 0° on Static Rollover Device	A-46
78	Vehicle at 90° on Static Rollover Device	A-46
79	Vehicle at 180° on Static Rollover Device	A-47
80	Vehicle at 270° on Static Rollover Device	A-47
81	Vehicle at 360° on Static Rollover Device	A-48
82	2020 Hyundai Venue 5-Door Hatchback Frontal Impact Event	A-48
83	Monroney Label Photograph	A-49



001 Load Cell Location



002 Pre-Test Load Cell Wall



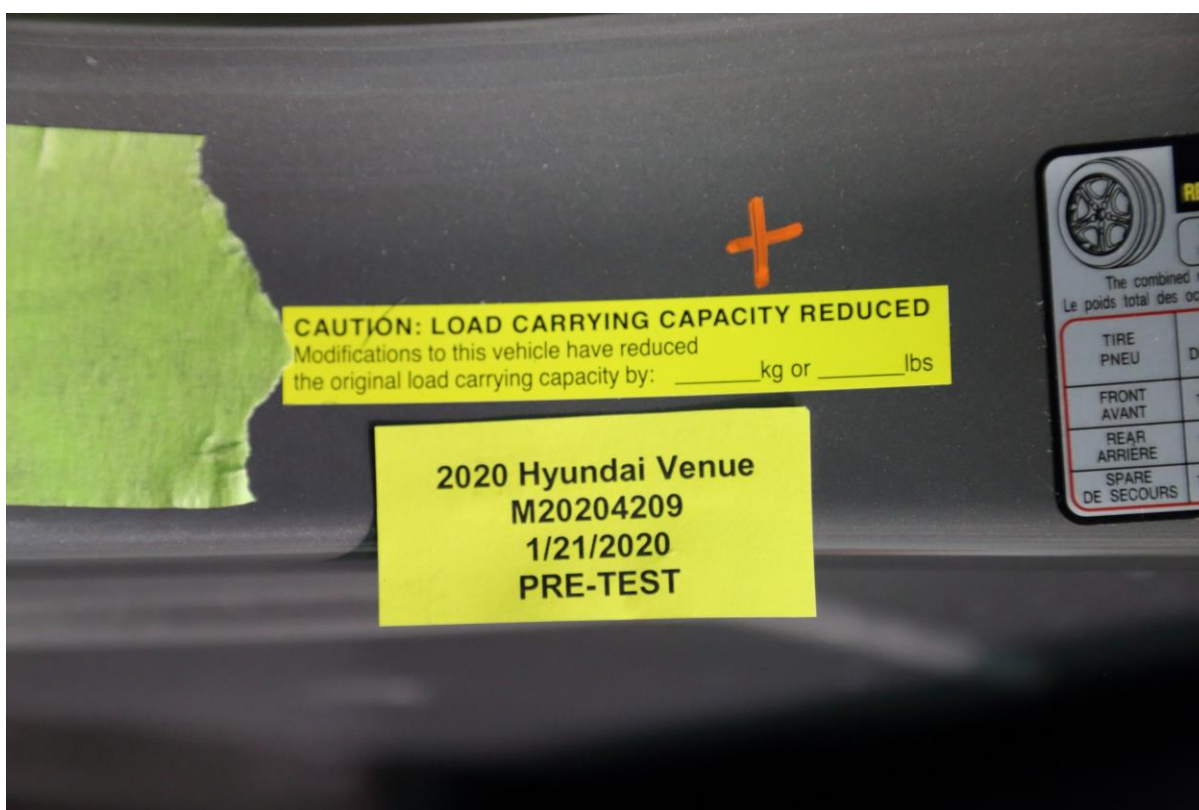
003 Post-Test Load Cell Wall



004 Manufacturer's Label



005 Tire Placard



005a Reduced Load Carrying Capacity Label



006 2020 Hyundai Venue Frontal As Delivered




007 Left Rear 3-4 View, as Received



008 Pre-Test Front View of Test Vehicle




009 Post-Test Front View of Test Vehicle




010 Pre-Test Left View of Test Vehicle



011 Post-Test Left View of Test Vehicle



012 Pre-Test Right View of Test Vehicle



013 Post-Test Right View of Test Vehicle



014 Pre-Test Right Front 3-4 View



015 Post-Test Right Front 3-4 View



016 Pre-Test Left Rear 3-4 View




017 Post-Test Left Rear 3-4 View



018 Pre-Test Windshield View



019 Post-Test Windshield View



020 Pre-Test Engine Compartment View




021 Post-Test Engine Compartment View




022 Pre-Test Fuel Filler Cap View




023 Post-Test Fuel Filler Cap View




024 Pre-Test Front Underbody View




025 Post-Test Front Underbody View




025a Pre-Test Mid Underbody View




025b Post-Test Mid Underbody View




026 Pre-Test Rear Underbody View



027 Post-Test Rear Underbody View



028 Pre-Test Dummy Cable Routing



029 Post-Test Dummy Cable Routing



030 Pre-Test Driver Dummy Front View



031 Post-Test Driver Dummy Front View



032 Pre-Test Driver Dummy Window View




033 Post-Test Driver Dummy Window View



034 Pre-Test Driver Dummy and Vehicle Interior View



035 Post-Test Driver Dummy and Vehicle Interior View



036 Pre-Test Driver's Seat Fore-Aft Markings



037 Post-Test Driver's Seat Fore-Aft Markings

PHOTO NOT AVAILABLE

038 Pre-Test View of Belt Anchorage for Driver Dummy

PHOTO NOT AVAILABLE

039 Post-Test View of Belt Anchorage for Driver Dummy



040 Pre-Test View of Belt Buckle and Latch Plate for Driver Dummy



041 Post-Test View of Belt Buckle and Latch Plate for Driver Dummy



042 Pre-Test Driver Dummy Feet



043 Post-Test Driver Dummy Feet



044 Pre-Test Driver's Side Knee Bolster



045 Post-Test Driver's Side Knee Bolster



046 Pre-Test Driver's Side Floorpan



047 Post-Test Driver's Side Floorpan



048 Post-Test Driver Dummy Face



049 Post-Test Driver Dummy Contact with Airbag



050 Post-Test Driver Dummy Contact with Headrest


Intentionally Left Blank



051 Pre-Test View of the Steering Wheel



052 Post-Test View of the Steering Wheel



53 Pre-Test Passenger Dummy Front View



054 Post-Test Passenger Dummy Front View



055 Pre-Test Passenger Dummy Window View



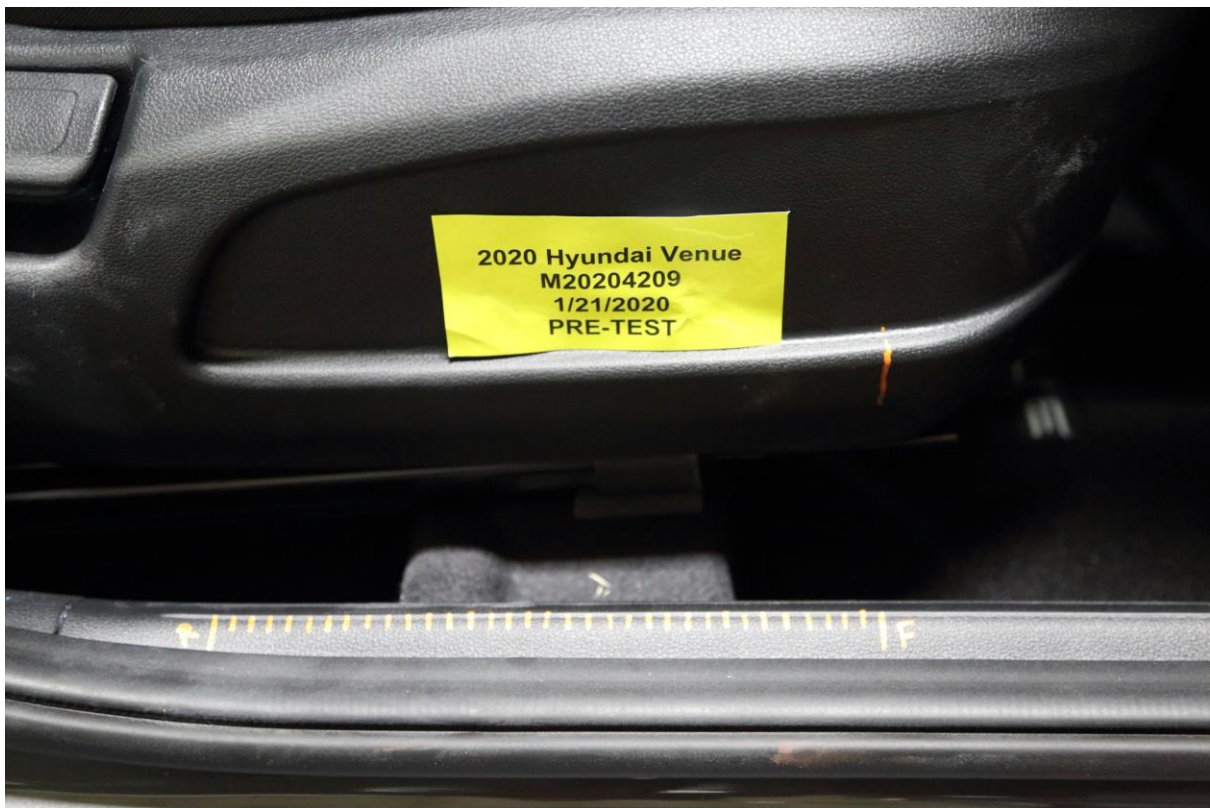
056 Post-Test Passenger Dummy Window View



057 Pre-Test Passenger Dummy and Vehicle Interior View



058 Post-Test Passenger Dummy and Vehicle Interior View



059 Pre-Test Passenger's Seat Fore-Aft Markings




060 Post-Test Passenger's Seat Fore-Aft Markings

PHOTO NOT AVAILABLE

061 Pre-Test View of Belt Anchorage for Passenger Dummy

PHOTO NOT AVAILABLE

062 Post-Test View of Belt Anchorage for Passenger Dummy



063 Pre-Test View of Belt Buckle and Latch Plate for Passenger Dummy




064 Post-Test View of Belt Buckle and Latch Plate for Passenger Dummy



065 Pre-Test Passenger Dummy Feet



066 Post-Test Passenger Dummy Feet



067 Pre-Test Passenger's Side Knee Bolster



068 Post-Test Passenger's Side Knee Bolster



069 Pre-Test Passenger's Side Floorpan



070 Post-Test Passenger's Side Floorpan



071 Post-Test Passenger Dummy Face




072 Post-Test Passenger Dummy Contact with Airbag



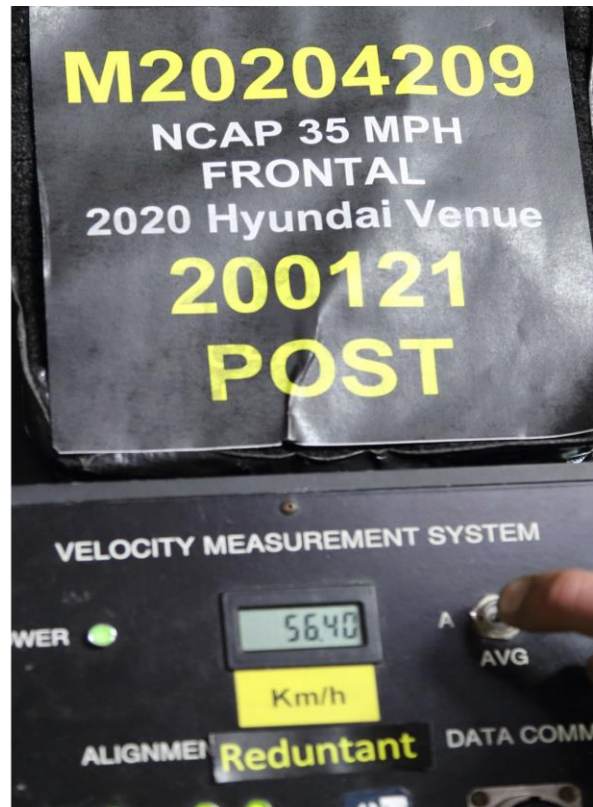
073 Post-Test Passenger Dummy Contact with Headrest



074 Photograph of Ballast Installed in Vehicle



075 Post-Test Stoddard Spillage Location View




076 Post-Test Speed Trap Read out




077 Vehicle at 0° on Static Rollover Device




078 Vehicle at 90° on Static Rollover Device



079 Vehicle at 180° on Static Rollover Device



080 Vehicle at 270° on Static Rollover Device



081 Vehicle at 360° on Static Rollover Device



082 2020 Hyundai Venue Frontal Impact Event



2020 VENUE SE

SOLD TO: PA039
FRED BEANS HYUNDAI
4485 WEST SWAMP ROAD
DOYLESTOWN PA 19002

SHIPPED TO: PA039

GOVERNMENT 5-STAR SAFETY RATINGS

This vehicle has not been rated by the government for overall vehicle score, frontal crash, side crash or rollover risk.

Source: National Highway Traffic Safety Administration (NHTSA).
www.safercar.gov or 1-888-327-4236

VIN: KM-HR8BA37L0J15953
MODEL: 30402F45
ENGINE: G4FMKU204863
PORT OF ENTRY: PH
EXTERIOR COLOR: GALACTIC GRAY
INTERIOR/SEAT COLOR: BLACK/BLACK
TRANSPORT: TRUCK
ACCESSORY WEIGHT: 6 lbs / 3 kgs.
EMISSIONS: This vehicle is certified to meet emission requirements in all 50 states

STANDARD FEATURES:

AMERICA'S BEST WARRANTY

5-year/60,000-mile New Vehicle Warranty*
10-year/100,000-mile Powertrain Warranty*
7-year/Unlimited-mile Anti-perforation Warranty*
5-year/Unlimited-mile Roadside Assistance
*Limited warranties, see dealer for details

ADVANCED SAFETY TECHNOLOGY

Forward Collision Avoidance Assist w/ Pedestrian Detection
Lane Keeping Assist
Electronic Stability Control (ESC) w/ Traction Control
Front, Front Side Impact & Side Curtain Airbags
Blindview Camera
Driver Attention Warning
Tire Pressure Monitoring System

POWERTRAIN TECHNOLOGY

1.6, DPL 121 HP, 113 lb-ft Torque, DOHC 4-Cylinder
Continuous Variable Valve Timing
Thermal Management Module
Dual Injection
Intelligent Variable Transmission
Hillstart Assist Control

EXTERIOR

15-inch Wheels w/ Full Covers
18" x 18" Tires
Body Color Outside Mirrors
Body Color Door Handles

COMFORT & CONVENIENCE

AM/FM Audio System w/ 4 Speakers
8-inch color touchscreen with
Smartphone/USB & Auxiliary Input Jacks
Android Auto (TM) & Apple CarPlay (TM)
Air Conditioning
Dual Illuminated Vanity Mirrors with Sliding Sunvisor (Driver Only)
Steering Wheel Mounted Audio & Cruise Controls
Tilt & Telescop: Steering Wheel
6-way Adjustable Driver Seat Including Height Adjustment
60/40 Split-Folding Rear Seat
2 Stage Rear Cargo Floor
Door & Cargo Lights
Remote Keyless Entry w/ Panic Alert
Compact Temporary Spare Tire
Full Tank of Gas

INCLUDED

INCLUDED

INCLUDED

INCLUDED

INCLUDED

INCLUDED

INCLUDED

INCLUDED

INCLUDED

INCLUDED

INCLUDED

INCLUDED

INCLUDED

INCLUDED

INCLUDED

INCLUDED

INCLUDED

INCLUDED

INCLUDED

INCLUDED

INCLUDED

INCLUDED

INCLUDED

INCLUDED

INCLUDED

INCLUDED

INCLUDED

INCLUDED

INCLUDED

INCLUDED

INCLUDED

INCLUDED

INCLUDED

INCLUDED

INCLUDED

INCLUDED

INCLUDED

INCLUDED

INCLUDED

INCLUDED

INCLUDED

INCLUDED

INCLUDED

INCLUDED

INCLUDED

INCLUDED

INCLUDED

INCLUDED

INCLUDED

INCLUDED

INCLUDED

INCLUDED

INCLUDED

INCLUDED

INCLUDED

INCLUDED

INCLUDED

INCLUDED

INCLUDED

INCLUDED

INCLUDED

INCLUDED

INCLUDED

INCLUDED

INCLUDED

INCLUDED

INCLUDED

INCLUDED

INCLUDED

INCLUDED

INCLUDED

INCLUDED

INCLUDED

INCLUDED

INCLUDED

INCLUDED

INCLUDED

INCLUDED

INCLUDED

INCLUDED

INCLUDED

INCLUDED

INCLUDED

INCLUDED

INCLUDED

INCLUDED

INCLUDED

INCLUDED

INCLUDED

INCLUDED

INCLUDED

INCLUDED

INCLUDED

INCLUDED

INCLUDED

INCLUDED

INCLUDED

INCLUDED

INCLUDED

INCLUDED

INCLUDED

INCLUDED

INCLUDED

INCLUDED

INCLUDED

INCLUDED

INCLUDED

INCLUDED

INCLUDED

INCLUDED

INCLUDED

INCLUDED

INCLUDED

INCLUDED

INCLUDED

INCLUDED

INCLUDED

INCLUDED

INCLUDED

INCLUDED

INCLUDED

INCLUDED

INCLUDED

INCLUDED

INCLUDED

INCLUDED

INCLUDED

INCLUDED

INCLUDED

Manufacturer's Suggested Retail Price: \$18,400.00

ADDED FEATURES:

Optional Four Mats

INCLUDED

INCLUDED

INCLUDED

INCLUDED

INCLUDED

INCLUDED

INCLUDED

INCLUDED

INCLUDED

INCLUDED

INCLUDED

INCLUDED

INCLUDED

INCLUDED

INCLUDED

INCLUDED

INCLUDED

INCLUDED

INCLUDED

INCLUDED

INCLUDED

INCLUDED

INCLUDED

INCLUDED

INCLUDED

INCLUDED

INCLUDED

INCLUDED

INCLUDED

INCLUDED

INCLUDED

INCLUDED

INCLUDED

INCLUDED

INCLUDED

INCLUDED

INCLUDED

INCLUDED

INCLUDED

INCLUDED

INCLUDED

INCLUDED

INCLUDED

INCLUDED

INCLUDED

INCLUDED

INCLUDED

INCLUDED

INCLUDED

INCLUDED

INCLUDED

INCLUDED

INCLUDED

INCLUDED

INCLUDED

INCLUDED

INCLUDED

INCLUDED

INCLUDED

INCLUDED

INCLUDED

INCLUDED

INCLUDED

INCLUDED

INCLUDED

INCLUDED

INCLUDED

INCLUDED

INCLUDED

INCLUDED

INCLUDED

INCLUDED

INCLUDED

INCLUDED

INCLUDED

INCLUDED

INCLUDED

INCLUDED

INCLUDED

INCLUDED

INCLUDED

INCLUDED

INCLUDED

INCLUDED

INCLUDED

INCLUDED

INCLUDED

INCLUDED

INCLUDED

INCLUDED

INCLUDED

INCLUDED

INCLUDED

INCLUDED

INCLUDED

INCLUDED

INCLUDED

INCLUDED

INCLUDED

INCLUDED

INCLUDED

INCLUDED

INCLUDED

INCLUDED

INCLUDED

INCLUDED

INCLUDED

INCLUDED

INCLUDED

INCLUDED

INCLUDED

INCLUDED

INCLUDED

INCLUDED

INCLUDED

INCLUDED

INCLUDED

INCLUDED

INCLUDED

INCLUDED

INCLUDED

INCLUDED

INCLUDED

INCLUDED

INCLUDED

INCLUDED

INCLUDED

INCLUDED

INCLUDED

INCLUDED

INCLUDED

INCLUDED

Int'l Freight & Handling: \$1,000.00

Total Price: \$19,600.00

The ultimate urban partner
Packed with Safety & Connectivity Technology



Fuel Economy and Environment Gasoline Vehicle

Fuel Economy

32 MPG
combined city/hwy
3.1 gallons per 100 miles

Small SUVs range from 18 to 120 MPG.
The best vehicle rates 136 MPG.

You save \$1,250
in fuel costs
over 5 years
compared to the
average new vehicle.

Annual fuel Cost \$1,250

Fuel Economy & Greenhouse Gas Rating (tailpipe only) Smog Rating (tailpipe only)

1 7 10 1 5 10
Best

This vehicle emits 284 grams CO₂ per mile. The best emits 0 grams per mile (tailpipe only). Producing and distributing fuel also create emissions, learn more at fuelconomy.gov

Actual results will vary for many reasons, including driving conditions and how you drive and maintain your vehicle. The average new vehicle gets 27 MPG and costs \$2,500 to fuel over 5 years. Cost estimates are based on 15,000 miles per year at \$2.70 per gallon. MPGe is miles per gasoline gallon equivalent. Vehicle emissions are a significant cause of climate change and smog.

fuelconomy.gov
Calculate personalized estimates and compare vehicles

Smartphone QR Code

Manufacturer's suggested retail price includes manufacturer's recommended pre-delivery service. Gasoline license and title fees state and local taxes and dealer installed options and accessories are not included in the manufacturer's suggested retail price. This label has been affixed to this vehicle by Hyundai Motor America, pursuant to the requirements of 15 U.S.C. 1231 et seq. which prohibits its removal or alteration prior to delivery to the ultimate purchaser.

PARTS CONTENT INFORMATION
FOR VEHICLE IN THIS CARLINE:

U.S./CANADIAN PARTS CONTENT: KOREA: 97 %
MAJOR SOURCES OF FOREIGN PARTS CONTENT: EUROPE: 1 %

Note: Parts content does not include final assembly, distribution, or other non-parts costs.

FOR THIS VEHICLE:

FINAL ASSEMBLY POINT: ULSAN, KOREA
COUNTRY OF ORIGIN: ENGINE: KOREA
TRANSMISSION: KOREA

306 A 3090QMORNI 559

083 Monroney Label Photograph

APPENDIX B
VEHICLE AND DUMMY RESPONSE DATA PLOTS

TABLE OF DATA PLOTS

No.	List of Data Plots Provided in the Test Report	Page
1	Driver Head X Acceleration vs. Time Primary	B-5
2	Driver Head Y Acceleration vs. Time Primary	B-5
3	Driver Head Z Acceleration vs. Time Primary	B-5
4	Driver Head Resultant Acceleration vs. Time Primary	B-5
5	Driver Chest X Deflection vs. Time	B-6
6	Driver Chest X Acceleration vs. Time Primary	B-7
7	Driver Chest Y Acceleration vs. Time Primary	B-7
8	Driver Chest Z Acceleration vs. Time Primary	B-7
9	Driver Chest Resultant Acceleration vs. Time Primary	B-7
10	Driver Upper Neck Force X vs. Time	B-8
11	Driver Upper Neck Force Z vs. Time	B-8
12	Driver Upper Neck Moment Y vs. Time	B-8
13	Driver Nij vs. Time	B-9
14	Driver Left Femur Force vs. Time	B-10
15	Driver Right Femur Force vs. Time	B-10
16	Passenger Head X Acceleration vs. Time Primary	B-11
17	Passenger Head Y Acceleration vs. Time Primary	B-11
18	Passenger Head Z Acceleration vs. Time Primary	B-11
19	Passenger Head Resultant Acceleration vs. Time Primary	B-11
20	Passenger Chest X Deflection vs. Time	B-12
21	Passenger Chest X Acceleration vs. Time Primary	B-13
22	Passenger Chest Y Acceleration vs. Time Primary	B-13
23	Passenger Chest Z Acceleration vs. Time Primary	B-13
24	Passenger Chest Resultant Acceleration vs. Time Primary	B-13
25	Passenger Upper Neck Force X vs. Time	B-14
26	Passenger Upper Neck Force Z vs. Time	B-14
27	Passenger Upper Neck Moment Y vs. Time	B-14
28	Passenger Nij vs. Time	B-15
29	Passenger Left Femur Force vs. Time	B-16
30	Passenger Right Femur Force vs. Time	B-16

The following additional dummy and vehicle response data can be found in the R & D section of the NHTSA website at: www.nhtsa.gov.

Driver Head Acceleration X Redundant
Driver Head Acceleration Y Redundant
Driver Head Acceleration Z Redundant
Driver Upper Neck Force Y
Driver Upper Neck Moment X
Driver Upper Neck Moment Z
Driver Chest X Acceleration Redundant
Driver Chest Y Acceleration Redundant
Driver Chest Z Acceleration Redundant
Driver Pelvis X
Driver Pelvis Y
Driver Pelvis Z
Driver Pelvis Resultant
Driver Left Femur Redundant
Driver Right Femur Redundant
Driver Left Upper Tibia Moment X
Driver Left Upper Tibia Moment Y
Driver Left Upper Tibia Force Z
Driver Left Lower Tibia Moment X
Driver Left Lower Tibia Moment Y
Driver Left Lower Tibia Force Z
Driver Right Upper Tibia Moment X
Driver Right Upper Tibia Moment Y
Driver Right Upper Tibia Force Z
Driver Right Lower Tibia Moment X
Driver Right Lower Tibia Moment Y
Driver Right Lower Tibia Force Z
Driver Left Foot Fore Z
Driver Left Foot Aft X
Driver Left Foot Aft Z
Driver Right Foot Fore Z
Driver Right Foot Aft X
Driver Right Foot Aft Z
Driver Shoulder Belt Force

Driver Head Angular Velocity X
Driver Head Angular Velocity Y
Driver Head Angular Velocity Z
Passenger Head Acceleration X Redundant
Passenger Head Acceleration Y Redundant
Passenger Head Acceleration Z Redundant
Passenger Upper Neck Force Y
Passenger Upper Neck Moment X
Passenger Upper Neck Moment Z
Passenger Chest X Acceleration Redundant
Passenger Chest Y Acceleration Redundant
Passenger Chest Z Acceleration Redundant
Passenger Pelvis X
Passenger Pelvis Y
Passenger Pelvis Z
Passenger Pelvis Resultant
Passenger Left Femur Redundant
Passenger Right Femur Redundant
Passenger Left Upper Tibia Moment X
Passenger Left Upper Tibia Moment Y
Passenger Left Upper Tibia Force Z
Passenger Left Lower Tibia Moment X
Passenger Left Lower Tibia Moment Y
Passenger Left Lower Tibia Force Z
Passenger Right Upper Tibia Moment X
Passenger Right Upper Tibia Moment Y
Passenger Right Upper Tibia Force Z
Passenger Right Lower Tibia Moment X
Passenger Right Lower Tibia Moment Y
Passenger Right Lower Tibia Force Z
Passenger Left Foot Fore Z
Passenger Left Foot Aft X
Passenger Left Foot Aft Z
Passenger Right Foot Fore Z
Passenger Right Foot Aft X
Passenger Right Foot Aft Z
Passenger Shoulder Belt Force

Passenger Head Angular Velocity X
Passenger Head Angular Velocity Y
Passenger Head Angular Velocity Z
Left Rear Seat Crossmember X
Left Rear Seat Crossmember Z
Right Rear Seat Crossmember X
Right Rear Seat Crossmember Z
Left Rear Seat Crossmember X Redundant
Right Rear Seat Crossmember X Redundant
Vehicle Engine Top X
Vehicle Engine Bottom X
Load Cell Barrier Forces and Moments

NHTSA

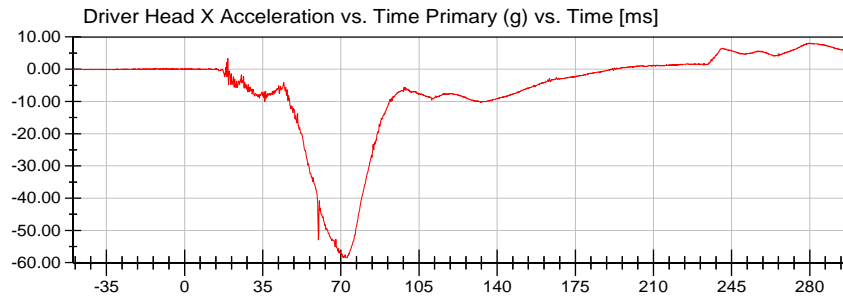
Test Lab: CTF

Test Number: 200121 (M20204209)

Test Date: 01/21/2020

Position #1 Hybrid III Mid-Sized Adult Male Dummy (037)

Position #2 Hybrid III Small Adult Female (070)



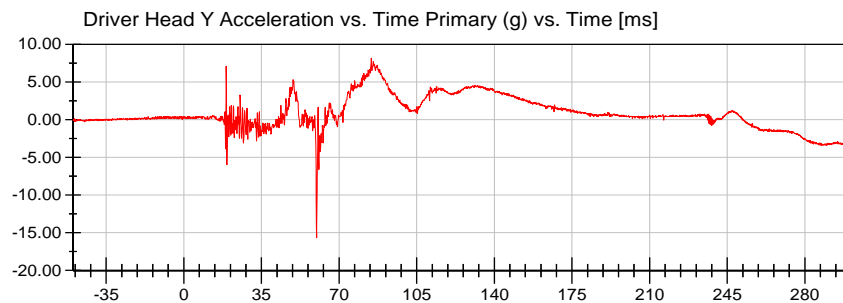
<Max>

8.05 g at 279.52 ms

<Min>

-58.50 g at 71.20 ms

CFC_1000



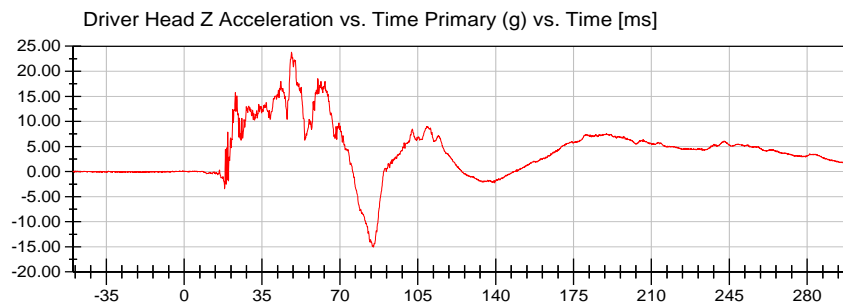
<Max>

8.17 g at 84.48 ms

<Min>

-15.66 g at 59.84 ms

CFC_1000



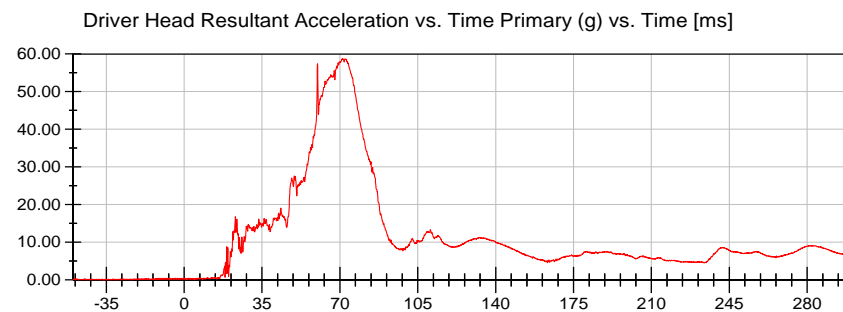
<Max>

23.79 g at 48.24 ms

<Min>

-15.04 g at 85.04 ms

CFC_1000



<Max>

58.83 g at 71.20 ms

<Min>

0.04 g at -49.12 ms

CFC_1000



NHTSA

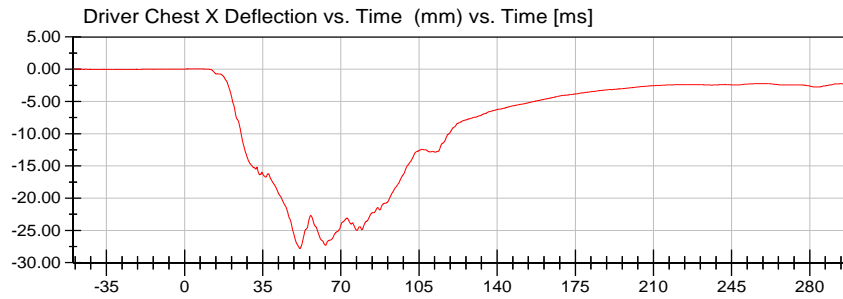
Test Lab: CTF

Test Number: 200121 (M20204209)

Test Date: 01/21/2020

Position #1 Hybrid III Mid-Sized Adult Male Dummy (037)

Position #2 Hybrid III Small Adult Female (070)



<Max>

0.04 mm at 4.00 ms

<Min>

-27.79 mm at 51.68 ms

CFC_600



NHTSA

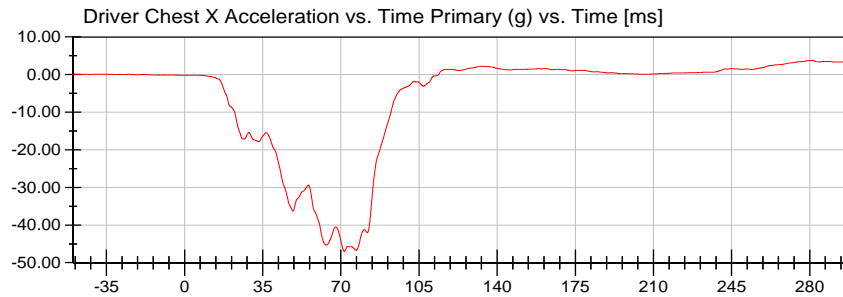
Test Lab: CTF

Test Number: 200121 (M20204209)

Test Date: 01/21/2020

Position #1 Hybrid III Mid-Sized Adult Male Dummy (037)

Position #2 Hybrid III Small Adult Female (070)



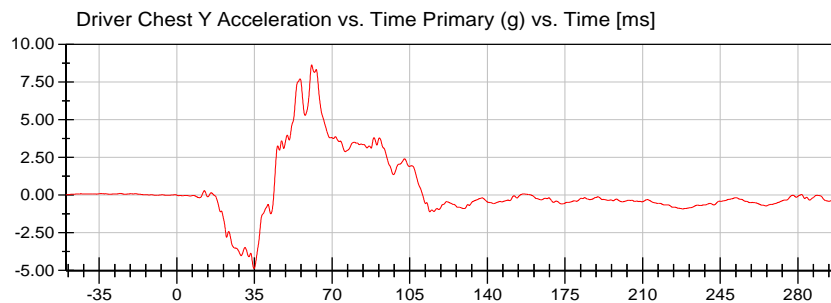
<Max>

3.76 g at 280.48 ms

<Min>

-47.01 g at 71.60 ms

CFC_180



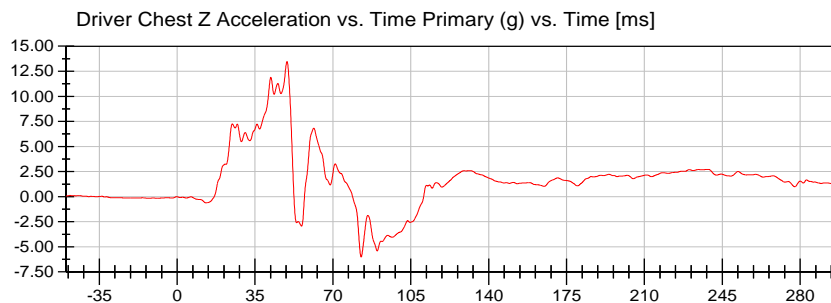
<Max>

8.65 g at 60.80 ms

<Min>

-4.88 g at 34.80 ms

CFC_180



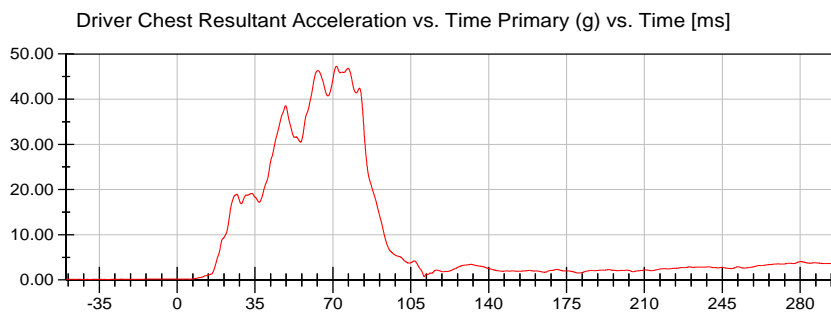
<Max>

13.45 g at 49.36 ms

<Min>

-6.01 g at 82.64 ms

CFC_180



<Max>

47.27 g at 71.52 ms

<Min>

0.08 g at -31.20 ms

CFC_180



NHTSA

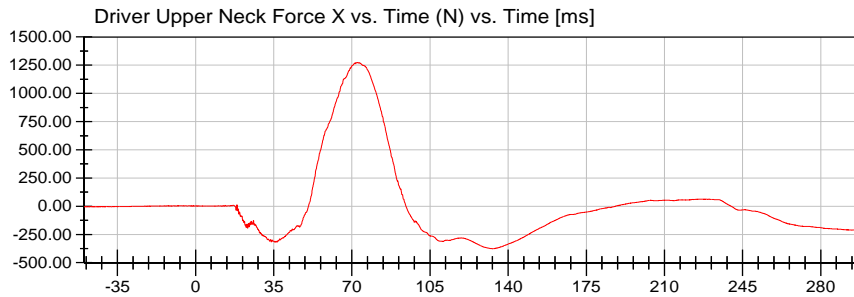
Test Lab: CTF

Test Number: 200121 (M20204209)

Test Date: 01/21/2020

Position #1 Hybrid III Mid-Sized Adult Male Dummy (037)

Position #2 Hybrid III Small Adult Female (070)



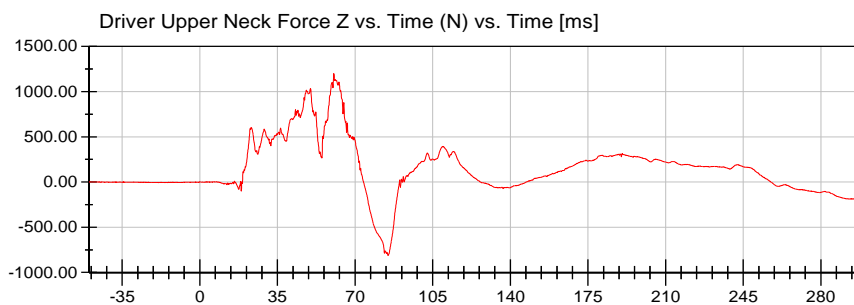
<Max>

1,274.32 N at 72.00 ms

<Min>

-376.73 N at 132.96 ms

CFC_1000



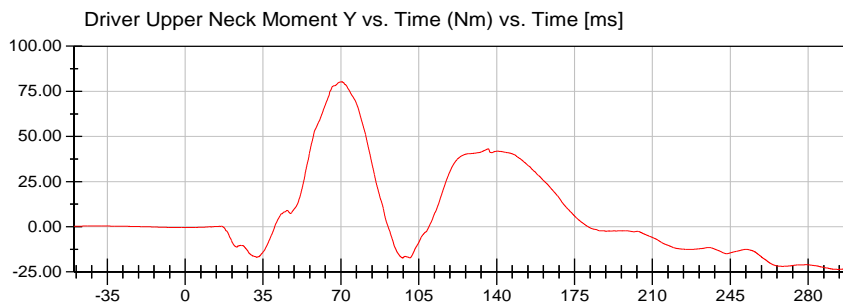
<Max>

1,199.99 N at 60.40 ms

<Min>

-811.71 N at 84.88 ms

CFC_1000



<Max>

80.27 Nm at 70.48 ms

<Min>

-23.60 Nm at 293.36 ms

CFC_600





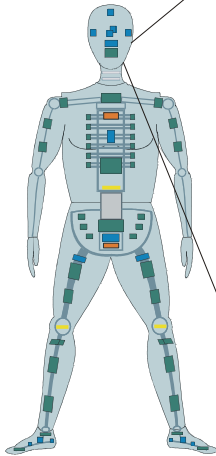
2020 Hyundai Venue NCAP 35 mph Frontal Impact Neck Injury Predictor (NIJ)

Date: 01/21/2020
Time: 16:04

Customer: NHTSA

Test Number: M20204209

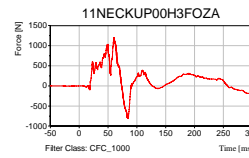
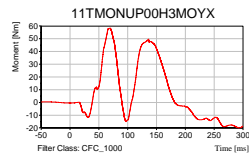
Test Orientation = Frontal
Fzc(Tension) = 6806
Fzc(Compression) = 6160
Myc(Extension) = 135
Myc(Flexion) = 310



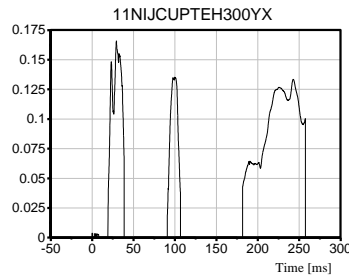
Dummy: HIII 50th Male
Seating Position:

Driver

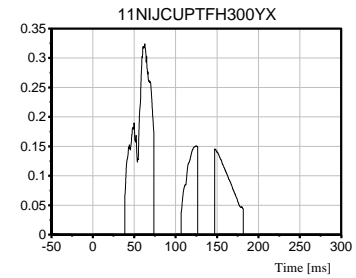
NIJ Source Code: (Fz/Fzc)+(Myc/Myc)



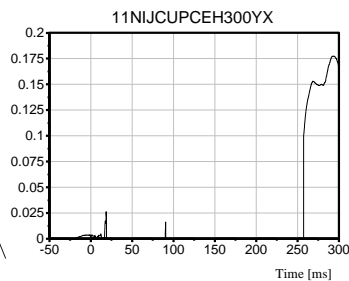
TRC Inc. Test Lab: CTF
Test Number: 200121



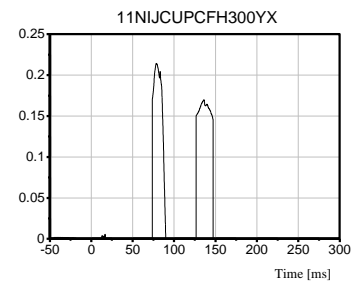
Max [NTE] 0.1659 at 29.28 ms



Max [NTF] 0.3240 at 62.72 ms



Max [NCE] 0.1775 at 292.88 ms



Max [NCF] 0.2144 at 78.56 ms

NHTSA

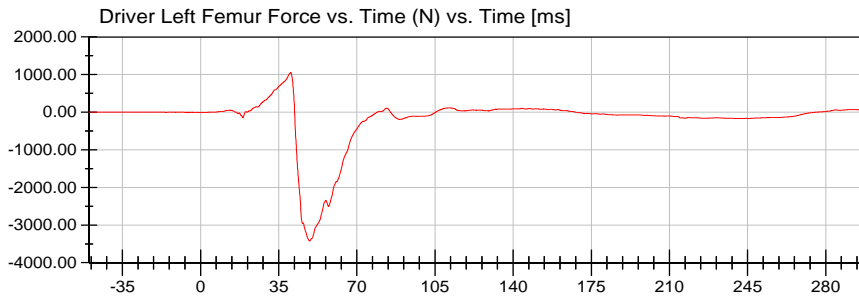
Test Lab: CTF

Test Number: 200121 (M20204209)

Test Date: 01/21/2020

Position #1 Hybrid III Mid-Sized Adult Male Dummy (037)

Position #2 Hybrid III Small Adult Female (070)



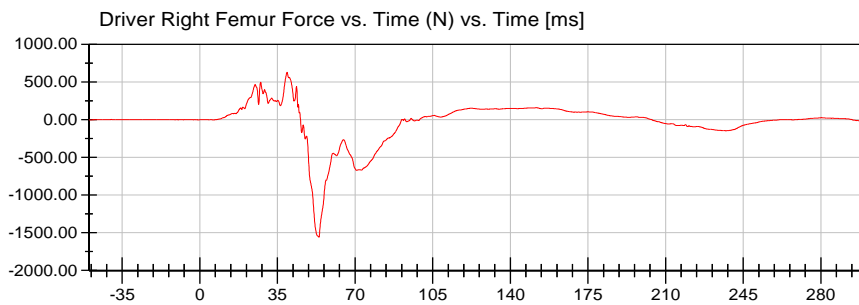
<Max>

1,054.39 N at 40.40 ms

<Min>

-3,421.21 N at 48.80 ms

CFC_600



<Max>

630.27 N at 39.28 ms

<Min>

-1,557.51 N at 53.68 ms

CFC_600



NHTSA

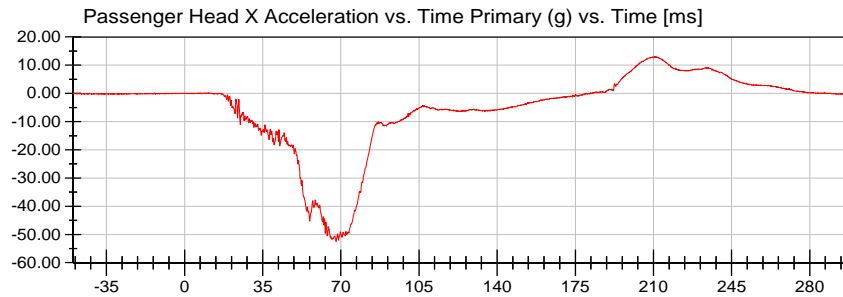
Test Lab: CTF

Test Number: 200121 (M20204209)

Test Date: 01/21/2020

Position #1 Hybrid III Mid-Sized Adult Male Dummy (037)

Position #2 Hybrid III Small Adult Female (070)



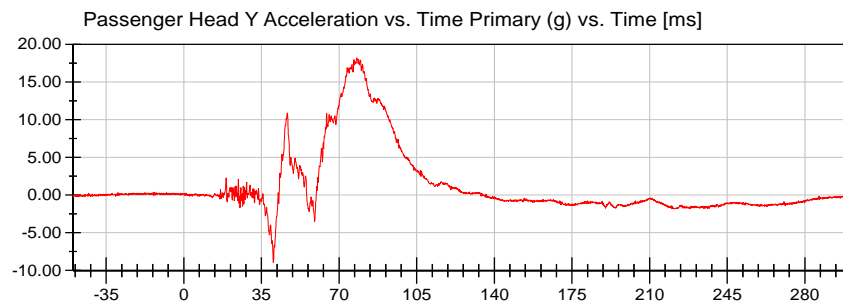
<Max>

13.02 g at 210.72 ms

<Min>

-52.56 g at 67.84 ms

CFC_1000



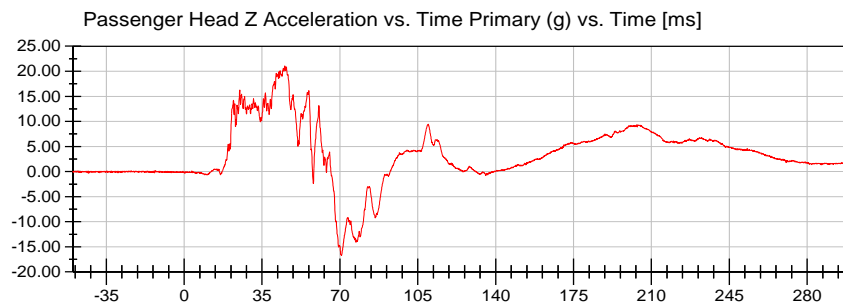
<Max>

18.24 g at 77.92 ms

<Min>

-8.94 g at 40.40 ms

CFC_1000



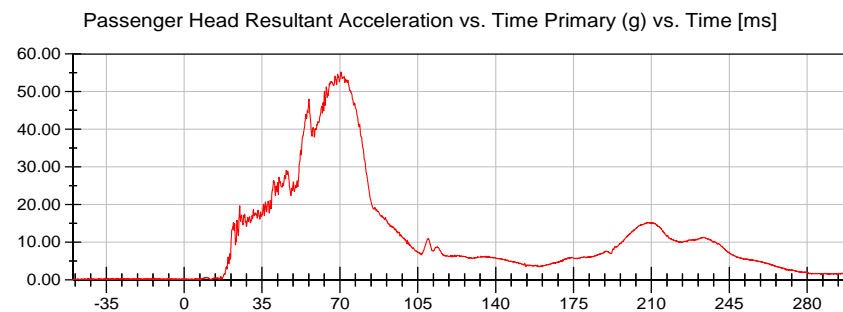
<Max>

21.09 g at 45.20 ms

<Min>

-16.70 g at 70.72 ms

CFC_1000



<Max>

55.24 g at 70.48 ms

<Min>

0.02 g at -49.60 ms

CFC_1000



NHTSA

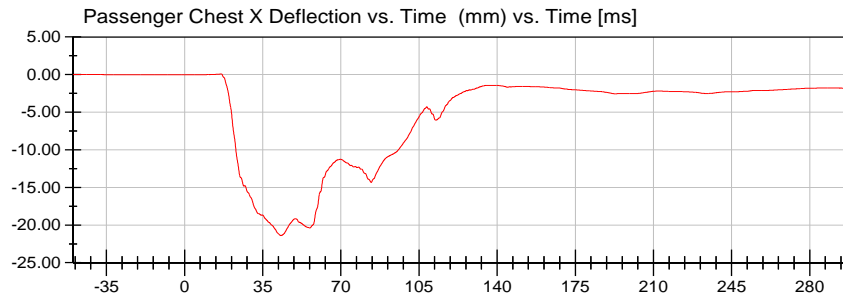
Test Lab: CTF

Test Number: 200121 (M20204209)

Test Date: 01/21/2020

Position #1 Hybrid III Mid-Sized Adult Male Dummy (037)

Position #2 Hybrid III Small Adult Female (070)



<Max>

0.09 mm at 16.48 ms

<Min>

-21.39 mm at 43.20 ms

CFC_600



NHTSA

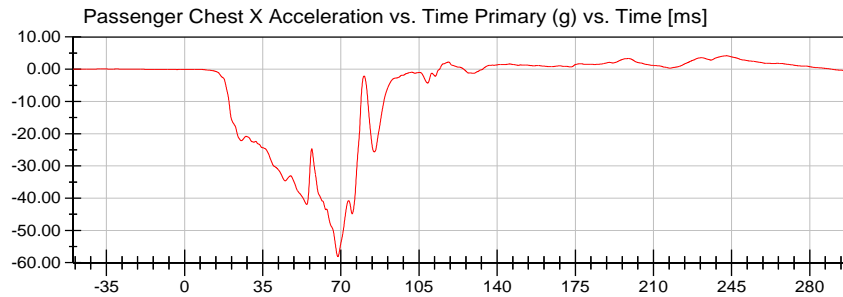
Test Lab: CTF

Test Number: 200121 (M20204209)

Test Date: 01/21/2020

Position #1 Hybrid III Mid-Sized Adult Male Dummy (037)

Position #2 Hybrid III Small Adult Female (070)



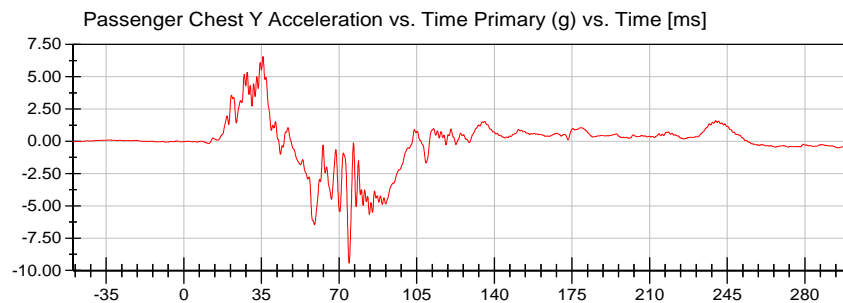
<Max>

4.17 g at 242.72 ms

<Min>

-58.11 g at 68.72 ms

CFC_180



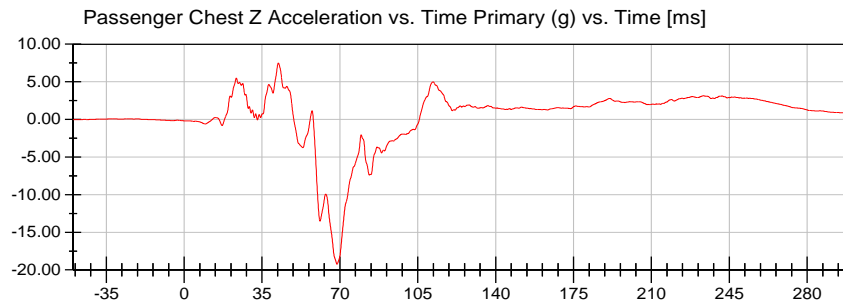
<Max>

6.56 g at 35.68 ms

<Min>

-9.44 g at 74.56 ms

CFC_180



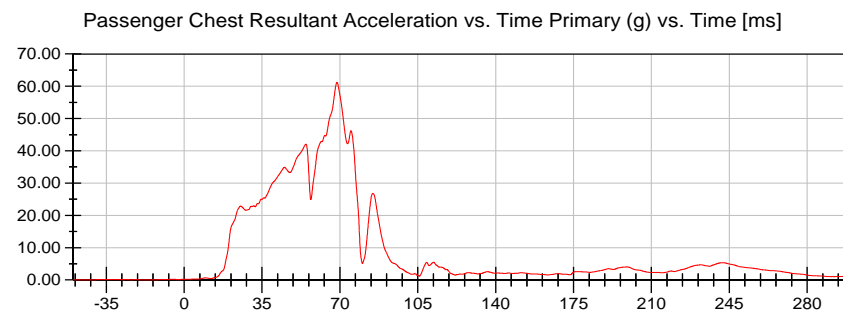
<Max>

7.49 g at 42.32 ms

<Min>

-19.23 g at 68.72 ms

CFC_180



<Max>

61.21 g at 68.72 ms

<Min>

0.01 g at -44.96 ms

CFC_180



NHTSA

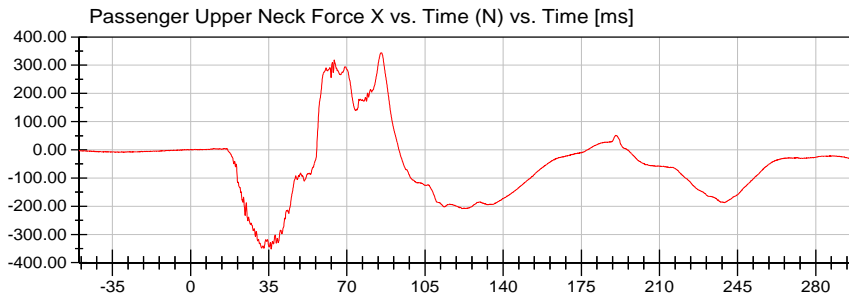
Test Lab: CTF

Test Number: 200121 (M20204209)

Test Date: 01/21/2020

Position #1 Hybrid III Mid-Sized Adult Male Dummy (037)

Position #2 Hybrid III Small Adult Female (070)



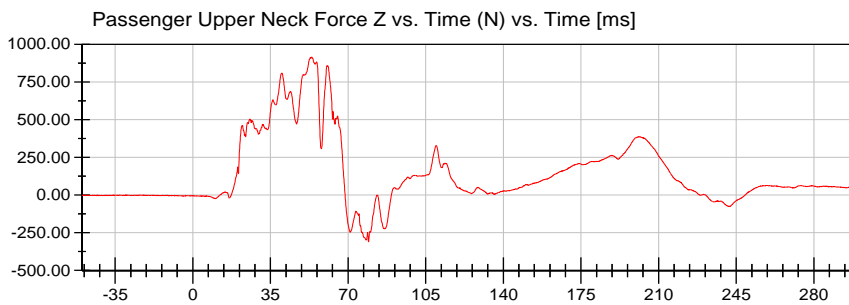
<Max>

343.73 N at 85.52 ms

<Min>

-352.18 N at 36.08 ms

CFC_1000



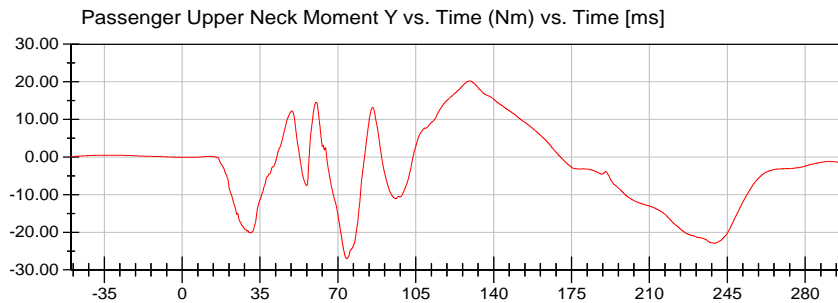
<Max>

916.04 N at 53.68 ms

<Min>

-309.32 N at 79.20 ms

CFC_1000



<Max>

20.23 Nm at 129.36 ms

<Min>

-26.99 Nm at 73.92 ms

CFC_600





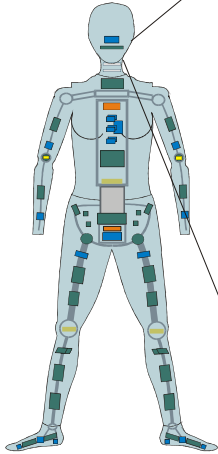
2020 Hyundai Venue NCAP 35 mph Frontal Impact Neck Injury Predictor (NIJ)

Date: 01/21/2020
Time: 16:04

Customer: NHTSA

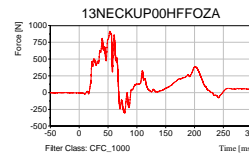
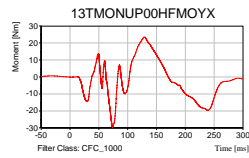
Test Number: M20204209

Test Orientation = Frontal
Fzc(Tension) = 4287
Fzc(Compression) = 3880
Myc(Extension) = 67
Myc(Flexion) = 155

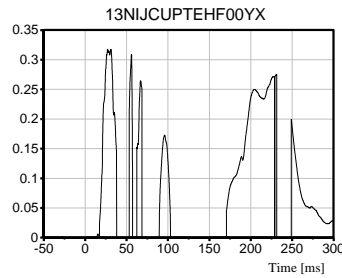


Dummy: HIII 5th Female
Seating Position:
Right Front Passenger

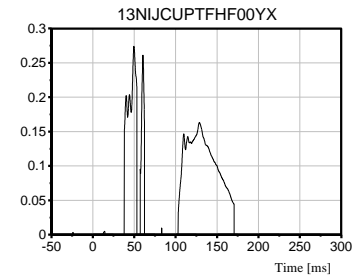
NIJ Source Code: (Fz/Fzc)+(Myc/Myc)



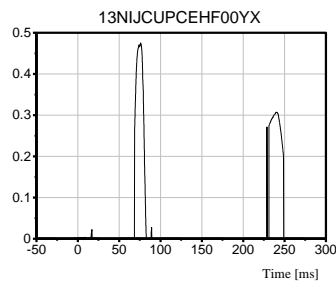
TRC Inc. Test Lab: CTF
Test Number: 200121



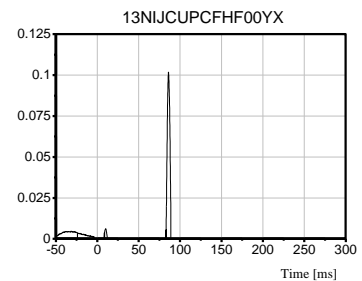
Max [NTE] 0.3176 at 27.12 ms



Max [NTF] 0.2740 at 49.68 ms



Max [NCE] 0.4751 at 76.08 ms



Max [NCF] 0.1018 at 86.00 ms

NHTSA

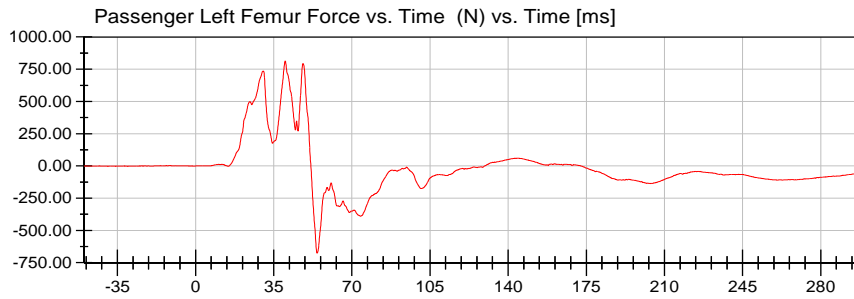
Test Lab: CTF

Test Number: 200121 (M20204209)

Test Date: 01/21/2020

Position #1 Hybrid III Mid-Sized Adult Male Dummy (037)

Position #2 Hybrid III Small Adult Female (070)



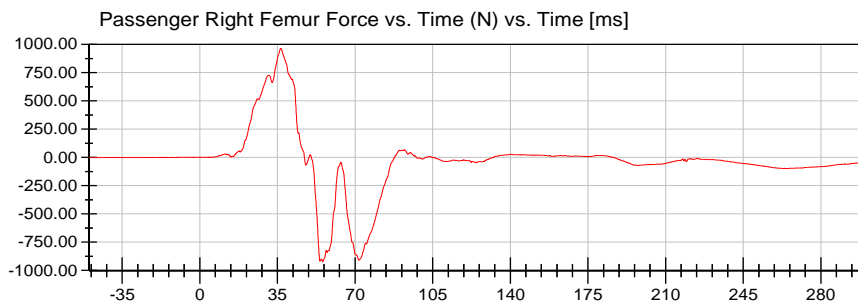
<Max>

813.47 N at 40.16 ms

<Min>

-676.93 N at 54.48 ms

CFC_600



<Max>

965.82 N at 36.48 ms

<Min>

-922.70 N at 55.44 ms

CFC_600



APPENDIX C
DUMMY CALIBRATION AND PERFORMANCE VERIFICATION

Pre-Test Calibration Sheets

Driver S/N 037

Transportation Research Center Inc.
572E HIII 50th Male Dummy
External Dimensions
Serial No. 037
Calibration No. 65

Symbol	Description	Specification	Results	Pass
		mm	mm	
A	Total Sitting Height	878.8 - 889.0	880	Yes
B	Shoulder Pivot Height	505.5 - 520.7	510	Yes
C	H-Point Height	83.8 - 88.9	85	Yes
D	H-Point From Seatback	134.6 - 139.7	137	Yes
E	Shoulder Pivot From Backline	83.8 - 94.0	91	Yes
F	Thigh Clearance	139.7 - 154.9	147	Yes
G	Back Of Elbow To Wrist Pivot	289.6 - 304.8	295	Yes
H	Skull Cap To Backline	40.6 - 45.7	45	Yes
I	Shoulder-Elbow Length	330.2 - 345.4	337	Yes
J	Elbow Rest Height	190.5 - 210.8	199	Yes
K	Buttock Knee Length	579.1 - 604.5	601	Yes
L	Popliteal Height	429.3 - 454.7	440	Yes
M	Knee Pivot Height	485.1 - 500.4	494	Yes
N	Buttock Popliteal Length	452.1 - 477.5	470	Yes
O	Chest Depth	213.4 - 228.6	223	Yes
P	Foot Length	251.5 - 266.7	264	Yes
V	Shoulder Breadth	421.6 - 436.9	425	Yes
W	Foot Breadth	91.4 - 106.7	96	Yes
Y	Chest Circumference	970.3 - 1000.8	991	Yes
Z	Waist Circumference	835.7 - 866.1	865	Yes
AA	Location For Chest Circumference	429.3 - 434.3	432	Yes
BB	Location For Waist Circumference	226.1 - 231.1	229	Yes

Revised 8/10/12



Transportation Research Center Inc.

Front Head Drop

HIII 50th Serial No. 037 Certification No. 65-1

Test Date: 12/13/2019

Test Parameter	Specification	Test Results	Pass
Temperature	20.6 - 22.2 °C	21.5 °C	Yes
Relative Humidity	10 - 70 %	41 %	Yes
Peak Head Resultant Acceleration	225 - 275 g	252.7 g	Yes
Peak Head Lateral Acceleration	(-15) - 15 g	6.4 g	Yes
Is Acceleration Curve Unimodal within 10% of Peak?	< 10 %	3.85 %	Yes

Test meets specifications.

Condition: Used

Comments:

Head Skin S/N: N/A

Specification Source: CFR49 Part 572 Subpart E
with Polarity in accordance with J211

12.13.2019 09:00:10.576

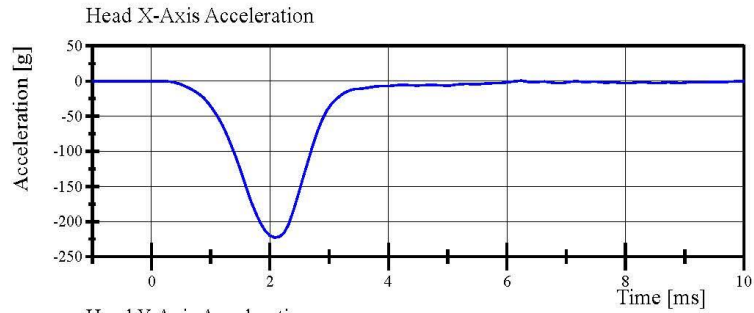


Transportation Research Center Inc.

Front Head Drop

HIII 50th Serial No. 037 Certification No. 65-1

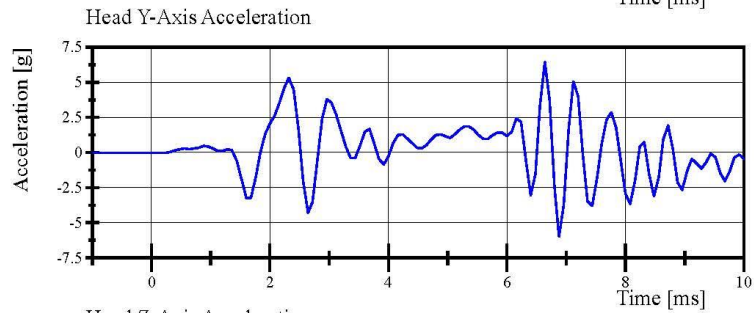
Test Date: 12/13/2019



Filter Class: CFC_1000

Max: 0.5 g at 6.2 ms

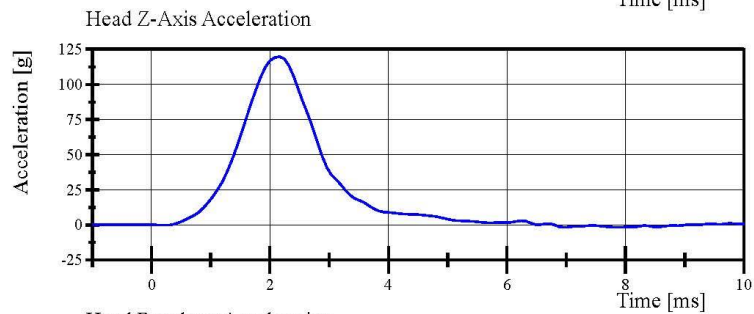
Min: -222.8 g at 2.1 ms



Filter Class: CFC_1000

Max: 6.4 g at 6.6 ms

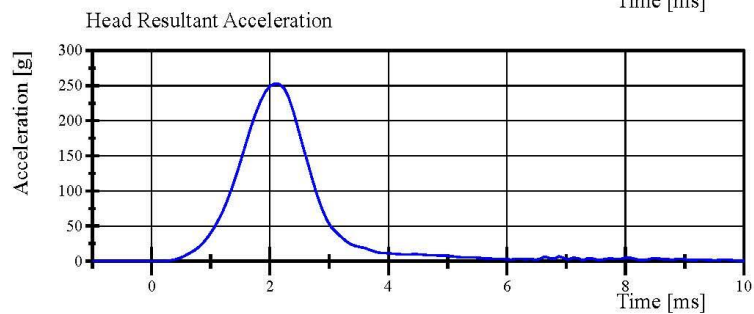
Min: -6.0 g at 6.9 ms



Filter Class: CFC_1000

Max: 119.8 g at 2.2 ms

Min: -1.7 g at 7.8 ms



Filter Class: CFC_1000

Max: 252.7 g at 2.1 ms

Min: 0.0 g at -1.0 ms

Specification Source: CFR49 Part 572 Subpart E
with Polarity in accordance with J211

12.13.2019 09:01:01 576



Transportation Research Center Inc.

Neck Flexion

HIII 50th Serial No. 037 Certification No. 65-1

Test Date: 12/16/2019

Test Parameter	Specification	Test Results	Pass
Temperature	20.6 - 22.2 °C	21.5 °C	Yes
Relative Humidity	10 - 70 %	40 %	Yes
Pendulum Velocity	6.89 - 7.13 m/s	6.905 m/s	Yes
Pendulum Acceleration Decay Crossing -5g	34 - 42 ms	38.1 ms	Yes
Pendulum Acceleration at 10ms	(-22.5) - (-27.5) g	-23.72 g	Yes
Pendulum Acceleration at 20ms	(-17.6) - (-22.6) g	-21.52 g	Yes
Pendulum Acceleration at 30ms	(-12.5) - (-18.5) g	-14.91 g	Yes
Pendulum Acceleration > 30ms	>= (-29.0) g	-14.91 g	Yes
Total Head D-Plane Rotation			
Peak	(-64) - (-78) °	-68.3 °	Yes
Time of Peak	57 - 64 ms	61.0 ms	Yes
Total Head D-Plane Rotation Decay to 0°	113 - 128 ms	120.6 ms	Yes
Total Neck Occipital Condyles Moment			
Peak	88.1 - 108.4 N·m	107.41 N·m	Yes
Time of Peak	47 - 58 ms	51.6 ms	Yes
Total Neck Occipital Condyles Moment Decay to 0 N·m	97 - 107 ms	97.8 ms	Yes

Test meets specifications.

Condition: Used

Comments:

Neck S/N: 4728

Specification Source: CFR49 Part 572 Subpart E
with Polarity in accordance with J211

12.16.2019 14:48:27 1838

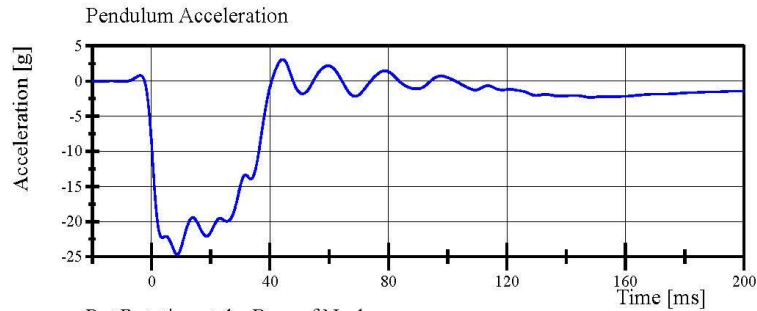


Transportation Research Center Inc.

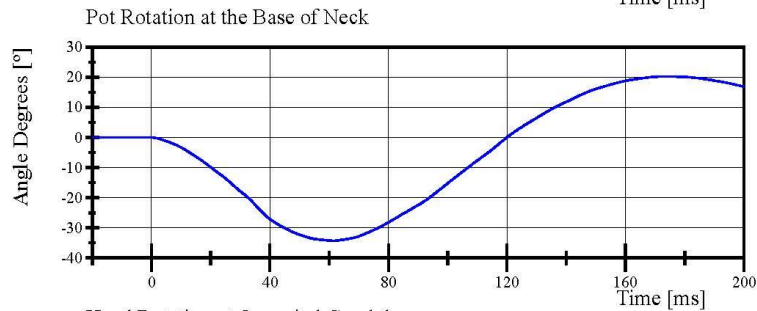
Neck Flexion

HIII 50th Serial No. 037 Certification No. 65-1

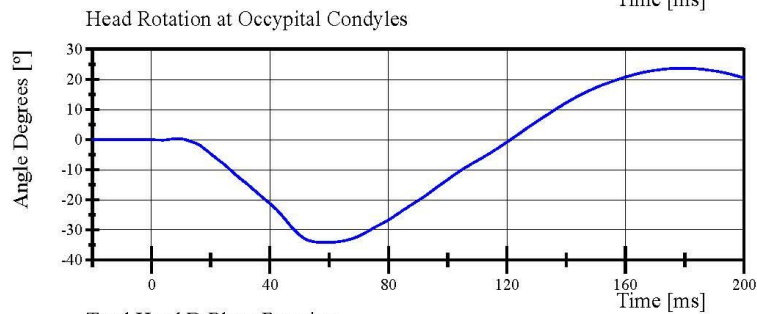
Test Date: 12/16/2019



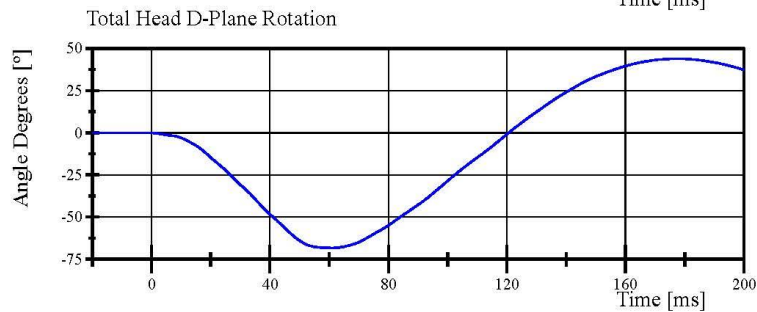
Filter Class: CFC_60
Max: 3.1 g at 44.3 ms
Min: -24.7 g at 8.7 ms



Filter Class: CFC_60
Max: 20.3 ° at 173.7 ms
Min: -34.3 ° at 61.6 ms



Filter Class: CFC_60
Max: 23.7 ° at 179.5 ms
Min: -34.1 ° at 60.3 ms



Filter Class: CFC_60
Max: 43.9 ° at 177.6 ms
Min: -68.3 ° at 61.0 ms

Specification Source: CFR49 Part 572 Subpart E
with Polarity in accordance with J211

12.16.2019 14:49:55 1838

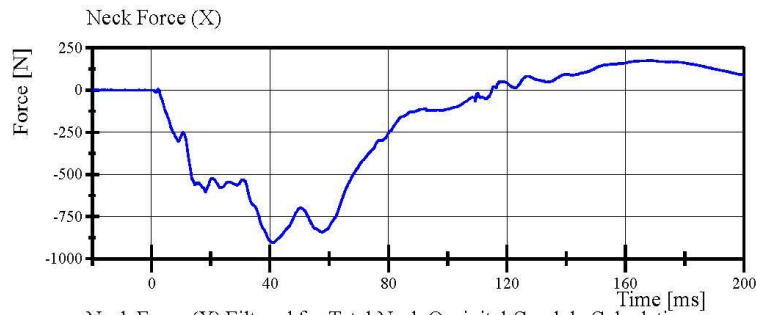


Transportation Research Center Inc.

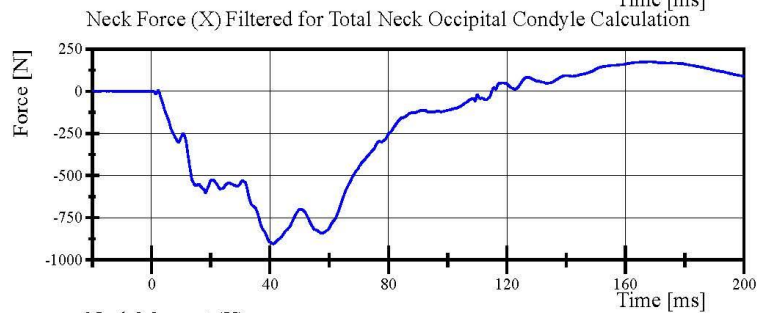
Neck Flexion

HIII 50th Serial No. 037 Certification No. 65-1

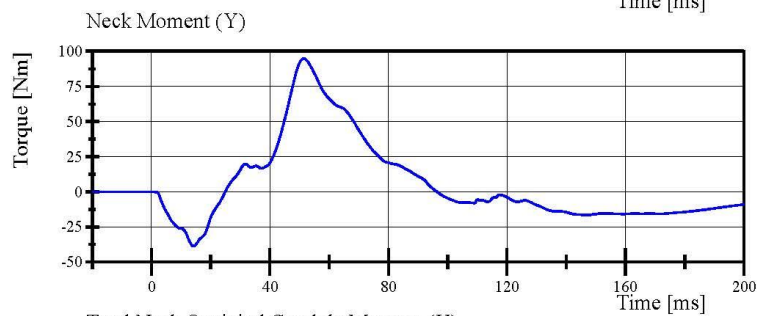
Test Date: 12/16/2019



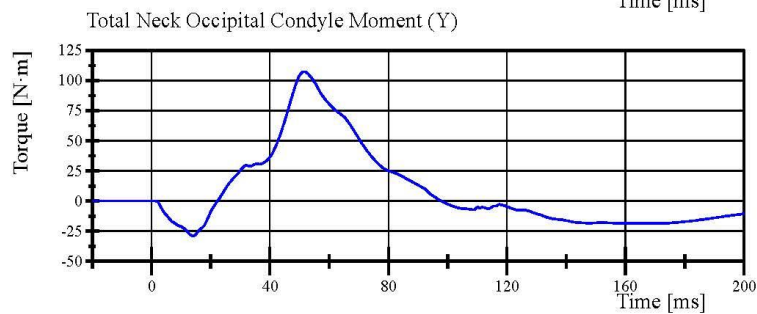
Filter Class: CFC_1000
Max: 175.0 N at 168.2 ms
Min: -904.1 N at 41.2 ms



Filter Class: CFC_600
Max: 174.9 N at 168.4 ms
Min: -904.1 N at 41.1 ms



Filter Class: CFC_600
Max: 94.8 Nm at 51.5 ms
Min: -38.6 Nm at 14.2 ms



Filter Class: Without_(Constar
Max: 107.4 N·m at 51.6 ms
Min: -29.1 N·m at 14.0 ms

Specification Source: CFR49 Part 572 Subpart E
with Polarity in accordance with J211

12.16.2019 14:49:56 1838



Transportation Research Center Inc.

Neck Extension

HIH 50th Serial No. 037 Certification No. 65-1

Test Date: 12/16/2019

Test Parameter	Specification	Test Results	Pass
Temperature	20.6 - 22.2 °C	21.6 °C	Yes
Relative Humidity	10 - 70 %	40 %	Yes
Pendulum Velocity	(-5.95) - (-6.18) m/s	-5.966 m/s	Yes
Pendulum Acceleration Decay Crossing 5g	38 - 46 ms	40.2 ms	Yes
Pendulum Acceleration at 10ms	17.2 - 21.2 g	19.70 g	Yes
Pendulum Acceleration at 20ms	14.0 - 19.0 g	17.75 g	Yes
Pendulum Acceleration at 30ms	11.0 - 16.0 g	13.98 g	Yes
Pendulum Acceleration > 30ms	<= 22.0 g	13.98 g	Yes
Total Head D-Plane Rotation			
Peak	81 - 106 °	92.8 °	Yes
Time of Peak	72 - 82 ms	77.2 ms	Yes
Total Head D-Plane Rotation Decay to 0°	147 - 174 ms	158.2 ms	Yes
Total Neck Occipital Condyles Moment			
Peak	(-52.9) - (-80) N·m	-68.05 N·m	Yes
Time of Peak	65 - 79 ms	71.4 ms	Yes
Total Neck Occipital Condyles Moment Decay to 0 N·m	120 - 148 ms	144.7 ms	Yes

Test meets specifications.

Condition: Used

Comments:

Neck S/N: 4728

Specification Source: CFR49 Part 572 Subpart E
with Polarity in accordance with J211

12.16.2019 15:22:01 1983

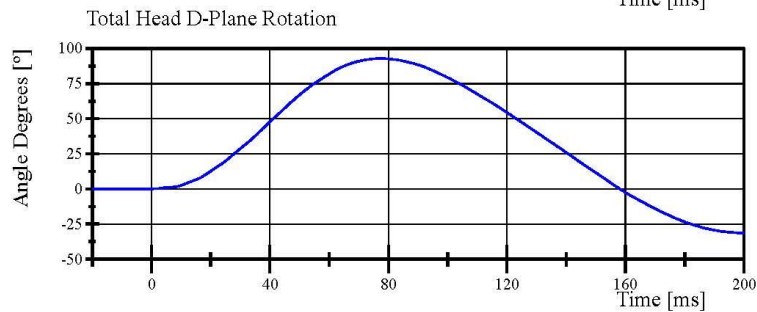
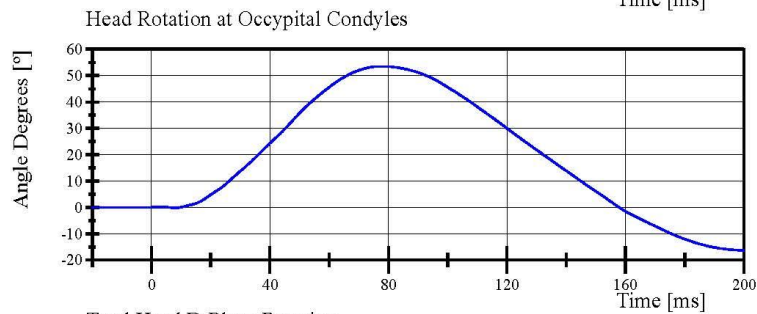
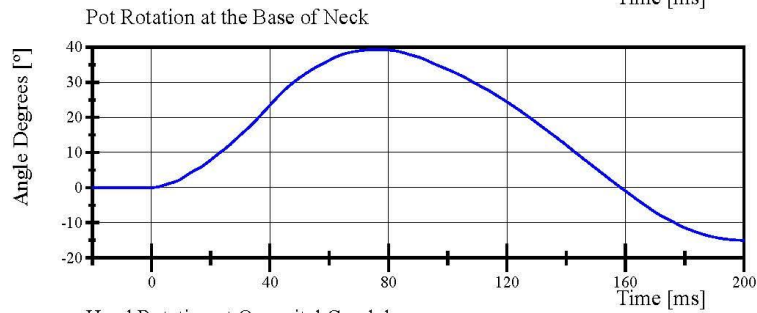
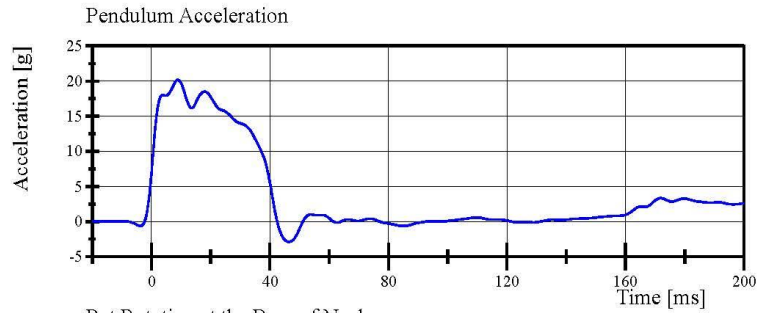


Transportation Research Center Inc.

Neck Extension

HIII 50th Serial No. 037 Certification No. 65-1

Test Date: 12/16/2019



Specification Source: CFR49 Part 572 Subpart E
with Polarity in accordance with J211

12.16.2019 15:22:29 1983

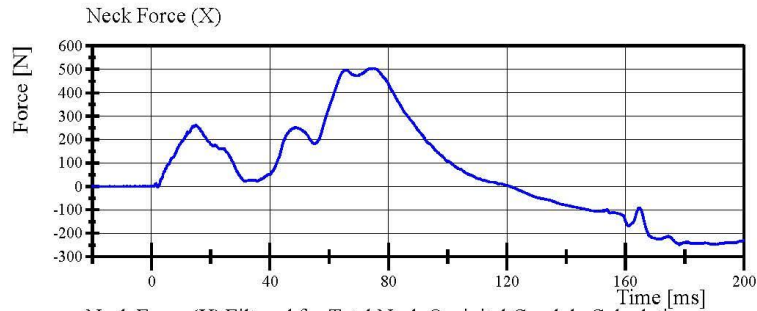


Transportation Research Center Inc.

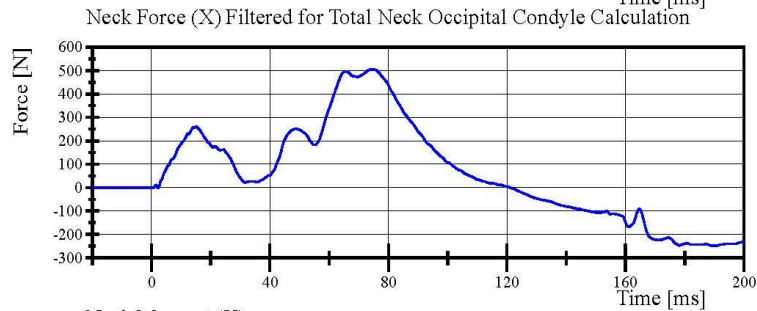
Neck Extension

HIII 50th Serial No. 037 Certification No. 65-1

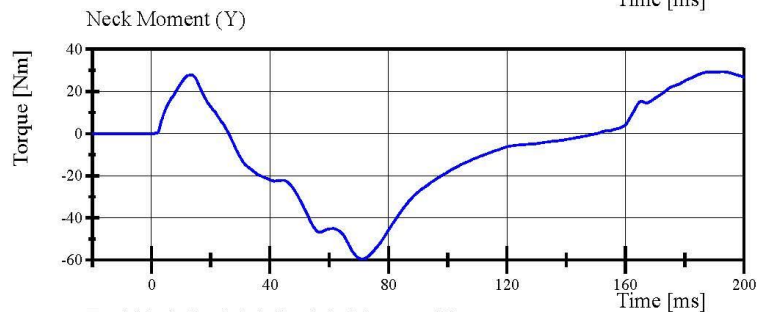
Test Date: 12/16/2019



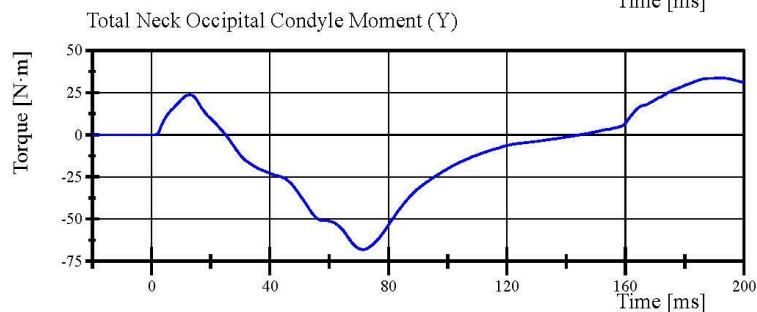
Filter Class: CFC_1000
Max: 504.7 N at 75.1 ms
Min: -249.2 N at 178.2 ms



Filter Class: CFC_600
Max: 504.5 N at 75.0 ms
Min: -247.5 N at 190.9 ms



Filter Class: CFC_600
Max: 29.3 Nm at 192.3 ms
Min: -59.5 Nm at 71.2 ms



Filter Class: Without_(Constar
Max: 33.7 N·m at 192.2 ms
Min: -68.0 N·m at 71.4 ms

Specification Source: CFR49 Part 572 Subpart E
with Polarity in accordance with J211

12.16.2019 15:22:29 1983



Transportation Research Center Inc.

Front Thorax

HIII 50th Serial No. 037 Certification No. 65-1

Test Date: 12/13/2019

Test Parameter	Specification	Test Results	Pass
Temperature	20.6 - 22.2 °C	21.3 °C	Yes
Relative Humidity	10 - 70 %	41 %	Yes
Probe Velocity	6.59 - 6.83 m/s	6.777 m/s	Yes
Probe Force Peak	(-5,160) - (-5,894) N	-5,637.4 N	Yes
Maximum Chest Compression	(-63.5) - (-72.6) mm	-68.03 mm	Yes
Internal Hysteresis	69 - 85 %	71.9 %	Yes

Test meets specifications.

Condition: Used

Comments:

Jacket S/N: 2565

Rib Set S/N: 02033121A

Specification Source: CFR49 Part 572 Subpart E
with Polarity in accordance with J211

12.13.2019 08:10:21 412

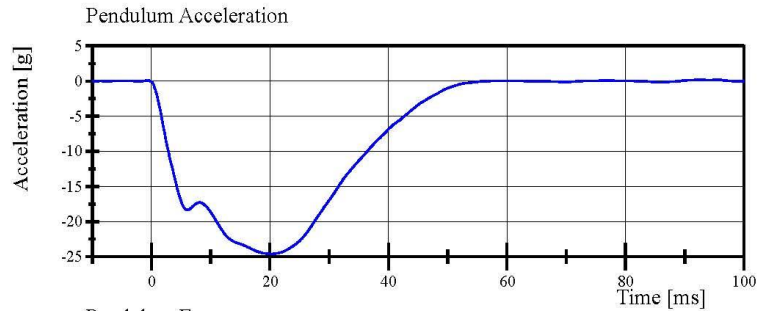


Transportation Research Center Inc.

Front Thorax

HIII 50th Serial No. 037 Certification No. 65-1

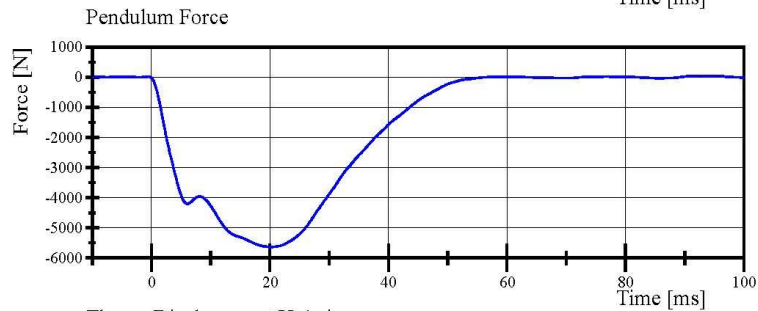
Test Date: 12/13/2019



Filter Class: CFC_180

Max: 0.2 g at 92.6 ms

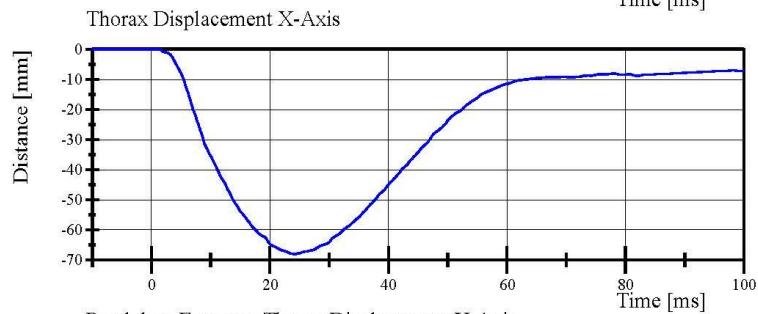
Min: -24.6 g at 20.1 ms



Filter Class: CFC_180

Max: 48.0 N at 92.6 ms

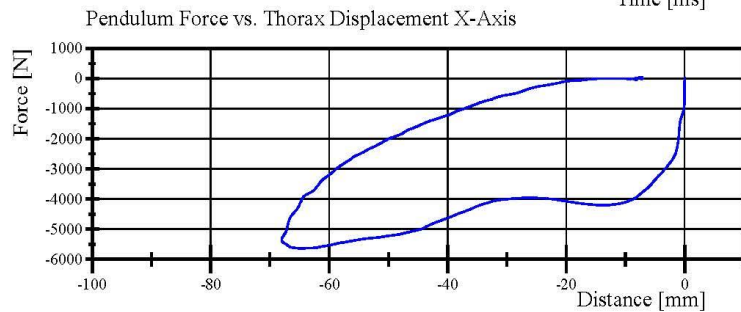
Min: -5,637.4 N at 20.1 ms



Filter Class: CFC_600

Max: 0.0 mm at -10.0 ms

Min: -68.0 mm at 24.2 ms



Filter Class: CFC_180

Max: 48.0 N at -7.5 mm

Min: -5,637.4 N at -64.8 mm

Specification Source: CFR49 Part 572 Subpart E
with Polarity in accordance with J211

12.13.2019 08:10:53 412



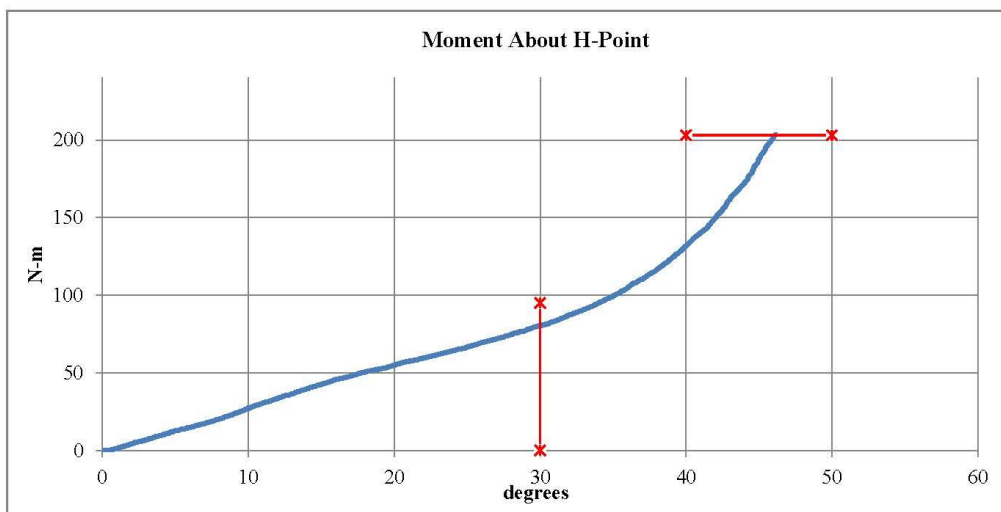
Transportation Research Center Inc.

Hybrid III 50th Male Hip Range of Motion

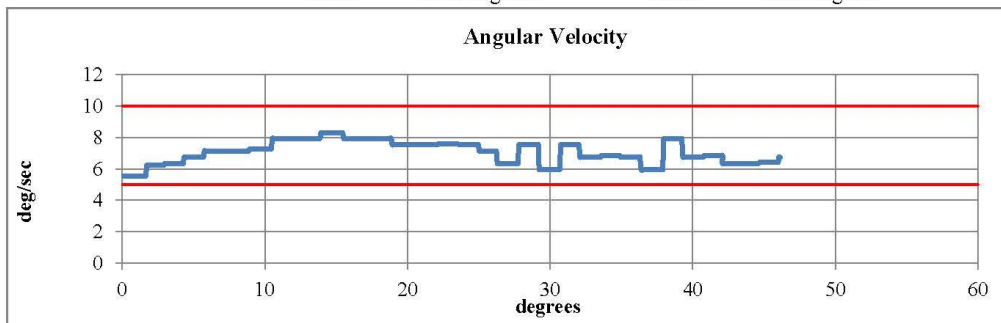


Serial Number: 037 Date: 13-Dec-2019
Side Tested: Left Hip Time: 10:43
Test Number: 1

TEST PARAMETER	SPECIFICATION		TEST RESULTS		
Temperature	18.9	- 25.6	21.3	°C	Pass
Humidity	10	- 70	39	%	Pass
Moment at 30°	0	≤ 94.9	80.33	N-m	Pass
Angle at 203 Nm	40	- 50	46.13	deg	Pass
Average Velocity	5	- 10	7.02	deg/sec	Pass



Max: 8.29 deg/sec Min: 5.55 deg/sec



Comments:
Pelvis Skin S/N: EK3565

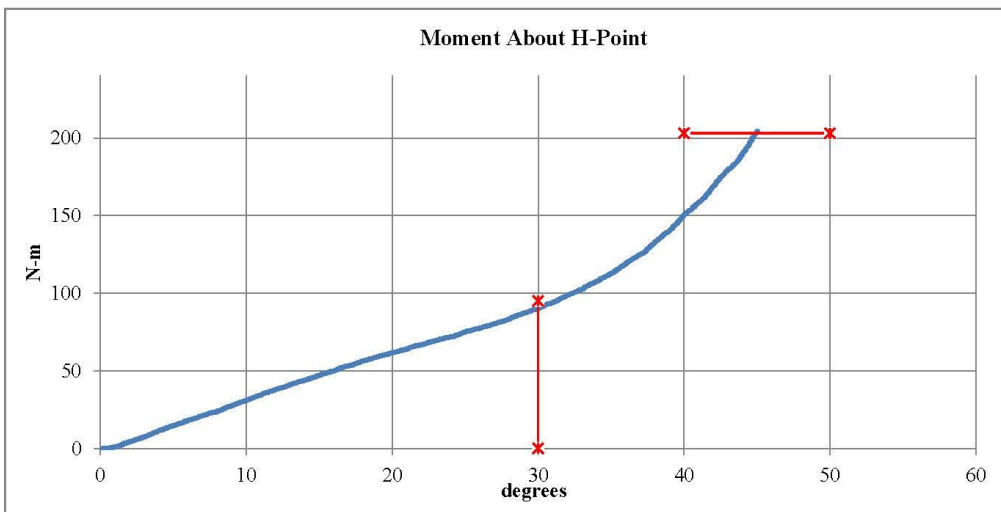
Transportation Research Center Inc.

Hybrid III 50th Male Hip Range of Motion

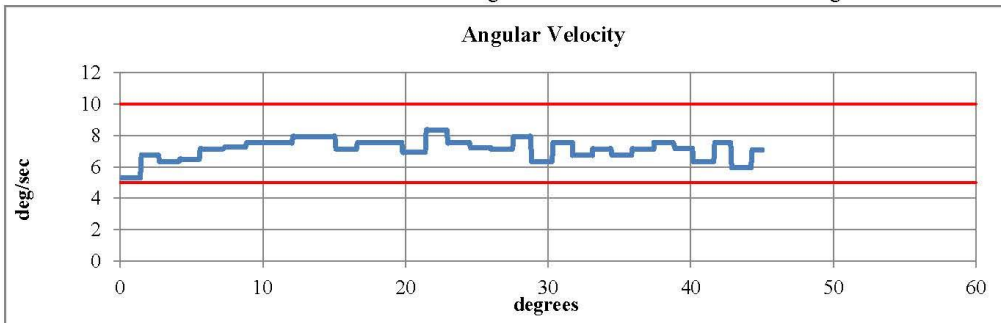


Serial Number: 037 Date: 13-Dec-2019
Side Tested: Right Hip Time: 12:37
Test Number: 1

TEST PARAMETER	SPECIFICATION		TEST RESULTS		
Temperature	18.9	- 25.6	21.3	°C	Pass
Humidity	10	- 70	39	%	Pass
Moment at 30°	0	≤ 94.9	90.45	N-m	Pass
Angle at 203 Nm	40	- 50	45.02	deg	Pass
Average Velocity	5	- 10	7.12	deg/sec	Pass



Max: 8.33 deg/sec Min: 5.29 deg/sec



Comments:
Pelvis Skin S/N: EK3565

Transportation Research Center Inc.

Left Knee Femur Response Test
HIII 50th Serial No. 037 Certification No. 65-1
Test Date: 12/13/2019

Test Parameter	Specification	Test Results	Pass
Temperature	18.9 - 25.5 °C	21.3 °C	Yes
Relative Humidity	10 - 70 %	39 %	Yes
Probe Velocity	2.07 - 2.13 m/s	2.080 m/s	Yes
Peak Femur Force	(-4,715.2) - (-5,782.6) N	-5,455.28 N	Yes

Test meets specifications.

Condition: Used

Comments:

Knee Skin S/N: 2672

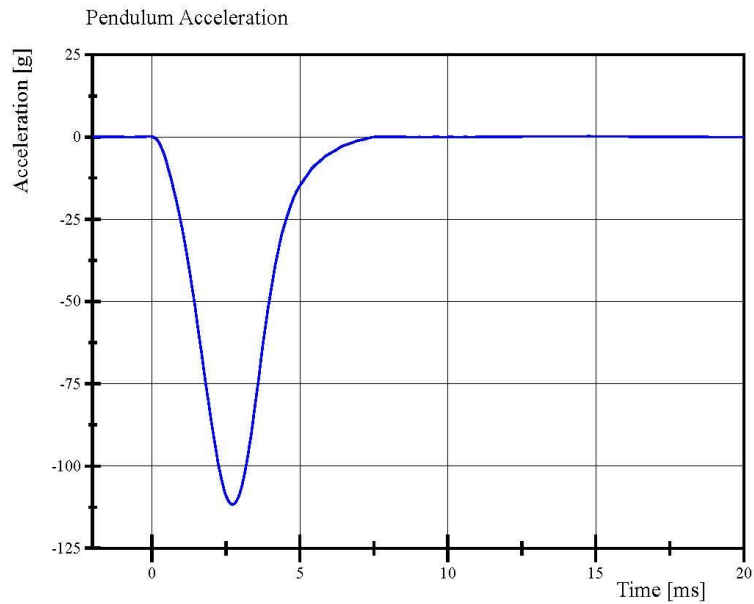
Specification Source: CFR49 Part 572 Subpart E
with Polarity in accordance with J211

12.13.2019 07:36:46 1800

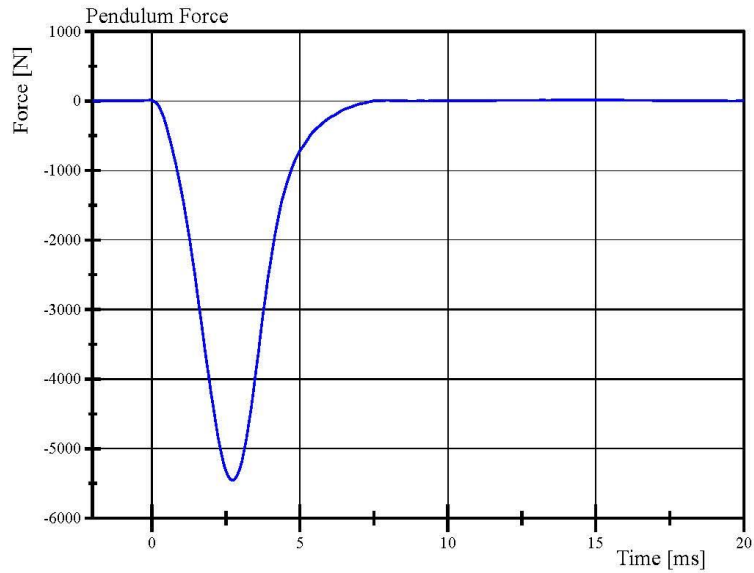


Transportation Research Center Inc.

Left Knee Femur Response Test
HIII 50th Serial No. 037 Certification No. 65-1
Test Date: 12/13/2019



Filter Class: CFC_600
Max: 0.2 g at 14.7 ms
Min: -111.7 g at 2.7 ms



Filter Class: CFC_600
Max: 10.7 N at 14.7 ms
Min: -5,455.3 N at 2.7 ms

Specification Source: CFR49 Part 572 Subpart E
with Polarity in accordance with J211

12.13.2019 07:37:18 1800



Transportation Research Center Inc.

Right Knee Femur Response Test
HIII 50th Serial No. 037 Certification No. 65-1
Test Date: 12/13/2019

Test Parameter	Specification	Test Results	Pass
Temperature	18.9 - 25.5 °C	21.3 °C	Yes
Relative Humidity	10 - 70 %	39 %	Yes
Probe Velocity	2.07 - 2.13 m/s	2.086 m/s	Yes
Peak Femur Force	(-4,715.2) - (-5,782.6) N	-4,942.57 N	Yes

Test meets specifications.

Condition: Used

Comments:

Knee Skin S/N: 1248

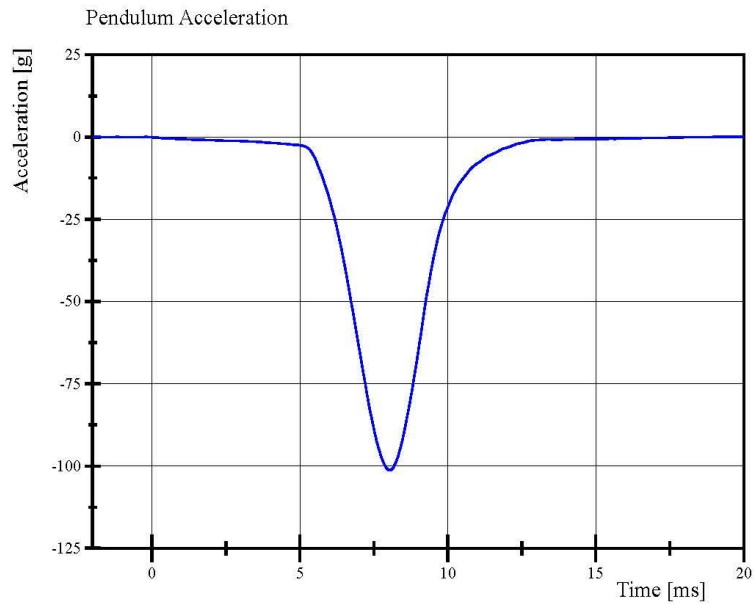
Specification Source: CFR49 Part 572 Subpart E
with Polarity in accordance with J211

12.13.2019 07:39:39 1728

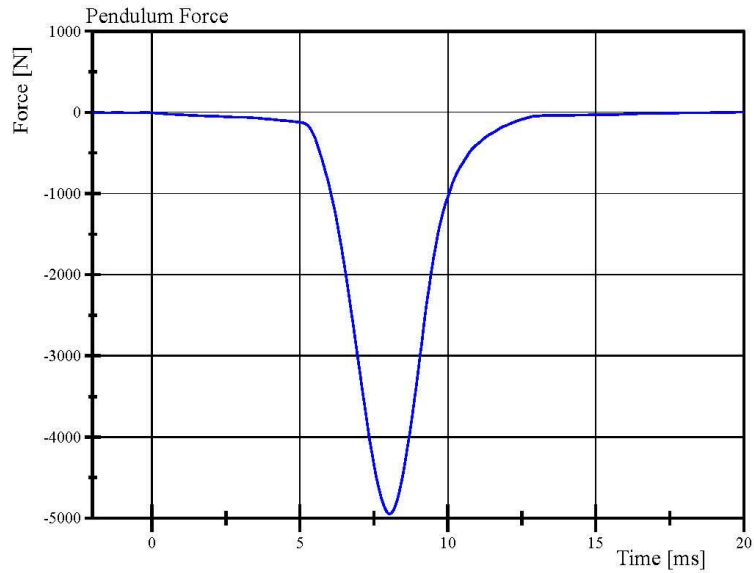


Transportation Research Center Inc.

Right Knee Femur Response Test
HIII 50th Serial No. 037 Certification No. 65-1
Test Date: 12/13/2019



Filter Class: CFC_600
Max: 0.1 g at 20.0 ms
Min: -101.2 g at 8.0 ms



Filter Class: CFC_600
Max: 3.7 N at 20.0 ms
Min: -4,942.6 N at 8.0 ms

Specification Source: CFR49 Part 572 Subpart E
with Polarity in accordance with J211

12.13.2019 07:40:09 1728



Post-Test Calibration Sheets

Driver S/N 037

Transportation Research Center Inc.
572E HIII 50th Male Dummy
External Dimensions
Serial No. 037
Calibration No. 66

Symbol	Description	Specification	Results	Pass
		mm	mm	
A	Total Sitting Height	878.8 - 889.0	880	Yes
B	Shoulder Pivot Height	505.5 - 520.7	510	Yes
C	H-Point Height	83.8 - 88.9	85	Yes
D	H-Point From Seatback	134.6 - 139.7	137	Yes
E	Shoulder Pivot From Backline	83.8 - 94.0	91	Yes
F	Thigh Clearance	139.7 - 154.9	147	Yes
G	Back Of Elbow To Wrist Pivot	289.6 - 304.8	295	Yes
H	Skull Cap To Backline	40.6 - 45.7	45	Yes
I	Shoulder-Elbow Length	330.2 - 345.4	337	Yes
J	Elbow Rest Height	190.5 - 210.8	199	Yes
K	Buttock Knee Length	579.1 - 604.5	601	Yes
L	Popliteal Height	429.3 - 454.7	440	Yes
M	Knee Pivot Height	485.1 - 500.4	494	Yes
N	Buttock Popliteal Length	452.1 - 477.5	470	Yes
O	Chest Depth	213.4 - 228.6	223	Yes
P	Foot Length	251.5 - 266.7	264	Yes
V	Shoulder Breadth	421.6 - 436.9	425	Yes
W	Foot Breadth	91.4 - 106.7	96	Yes
Y	Chest Circumference	970.3 - 1000.8	991	Yes
Z	Waist Circumference	835.7 - 866.1	865	Yes
AA	Location For Chest Circumference	429.3 - 434.3	432	Yes
BB	Location For Waist Circumference	226.1 - 231.1	229	Yes

Revised 8/10/12



Transportation Research Center Inc.

Front Head Drop

HIII 50th Serial No. 037 Certification No. 66-1

Test Date: 1/22/2020

Test Parameter	Specification	Test Results	Pass
Temperature	20.6 - 22.2 °C	21.3 °C	Yes
Relative Humidity	10 - 70 %	38 %	Yes
Peak Head Resultant Acceleration	225 - 275 g	256.5 g	Yes
Peak Head Lateral Acceleration	(-15) - 15 g	9.0 g	Yes
Is Acceleration Curve Unimodal within 10% of Peak?	< 10 %	3.15 %	Yes

Test meets specifications.

Condition: Used

Comments:

Head Skin S/N: N/A

Specification Source: CFR49 Part 572 Subpart E
with Polarity in accordance with J211

01.22.2020 09:21:58 610

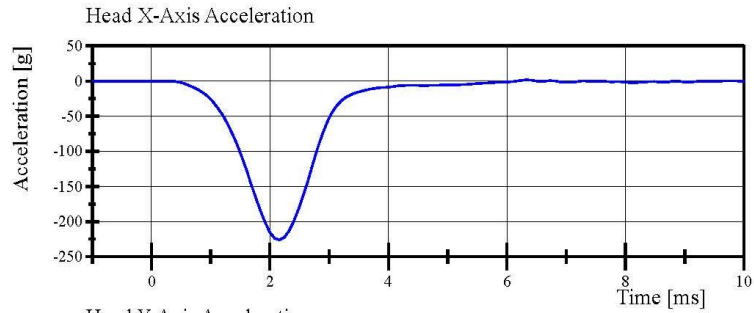


Transportation Research Center Inc.

Front Head Drop

HIII 50th Serial No. 037 Certification No. 66-1

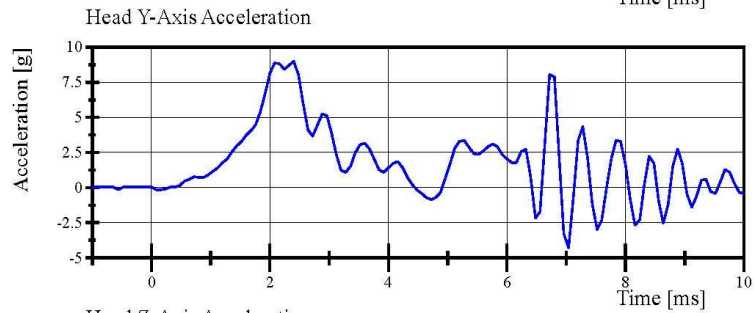
Test Date: 1/22/2020



Filter Class: CFC_1000

Max: 1.8 g at 6.3 ms

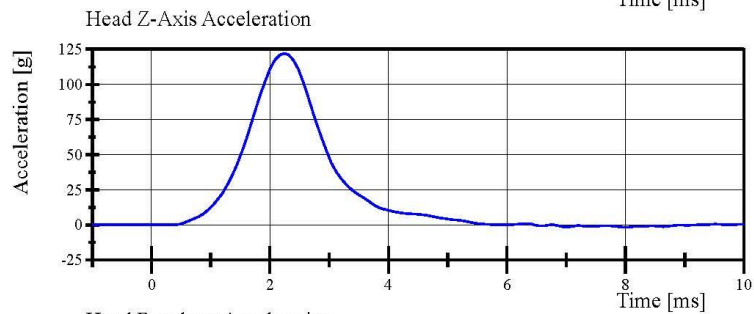
Min: -226.2 g at 2.2 ms



Filter Class: CFC_1000

Max: 9.0 g at 2.4 ms

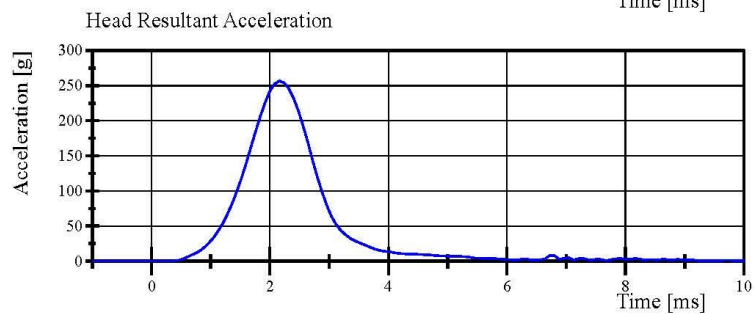
Min: -4.3 g at 7.0 ms



Filter Class: CFC_1000

Max: 122.0 g at 2.2 ms

Min: -1.6 g at 8.0 ms



Filter Class: CFC_1000

Max: 256.5 g at 2.2 ms

Min: 0.0 g at -1.0 ms

Specification Source: CFR49 Part 572 Subpart E
with Polarity in accordance with J211

01.22.2020 09:22:42 610



Transportation Research Center Inc.

Neck Flexion

HIII 50th Serial No. 037 Certification No. 66-1

Test Date: 1/22/2020

Test Parameter	Specification	Test Results	Pass
Temperature	20.6 - 22.2 °C	21.3 °C	Yes
Relative Humidity	10 - 70 %	37 %	Yes
Pendulum Velocity	6.89 - 7.13 m/s	6.916 m/s	Yes
Pendulum Acceleration Decay Crossing -5g	34 - 42 ms	38.8 ms	Yes
Pendulum Acceleration at 10ms	(-22.5) - (-27.5) g	-23.76 g	Yes
Pendulum Acceleration at 20ms	(-17.6) - (-22.6) g	-20.42 g	Yes
Pendulum Acceleration at 30ms	(-12.5) - (-18.5) g	-14.77 g	Yes
Pendulum Acceleration > 30ms	>= (-29.0) g	-14.77 g	Yes
Total Head D-Plane Rotation			
Peak	(-64) - (-78) °	-65.9 °	Yes
Time of Peak	57 - 64 ms	60.9 ms	Yes
Total Head D-Plane Rotation Decay to 0°	113 - 128 ms	118.7 ms	Yes
Total Neck Occipital Condyles Moment			
Peak	88.1 - 108.4 N·m	106.03 N·m	Yes
Time of Peak	47 - 58 ms	51.8 ms	Yes
Total Neck Occipital Condyles Moment Decay to 0 N·m	97 - 107 ms	97.6 ms	Yes

Test meets specifications.

Condition: Used

Comments:

Neck S/N: 4728

Specification Source: CFR49 Part 572 Subpart E
with Polarity in accordance with J211

01.22.2020 10:52:28 1872

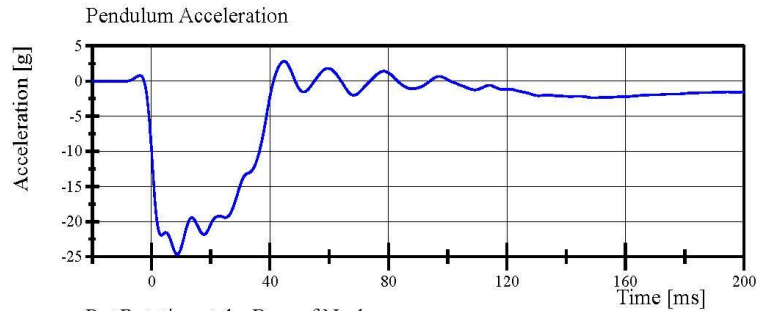


Transportation Research Center Inc.

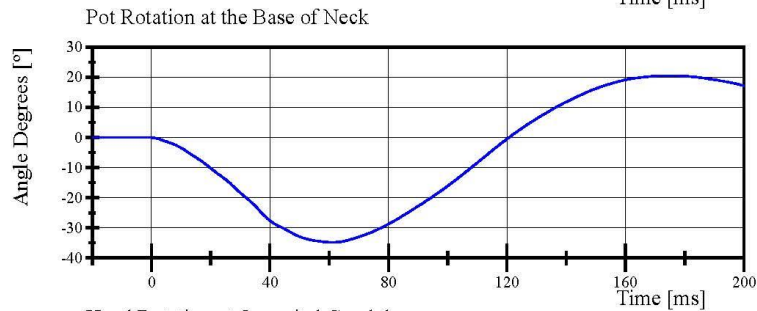
Neck Flexion

HIII 50th Serial No. 037 Certification No. 66-1

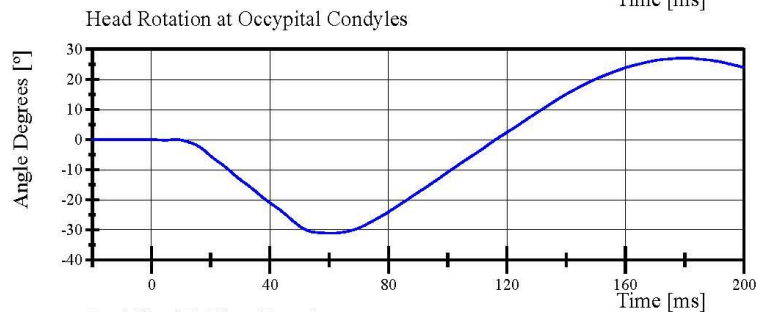
Test Date: 1/22/2020



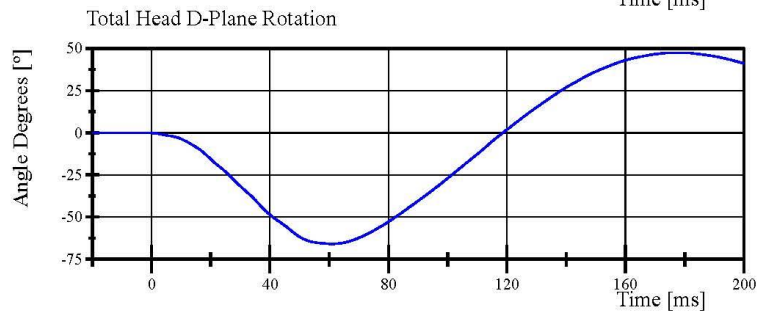
Filter Class: CFC_60
Max: 2.8 g at 44.8 ms
Min: -24.7 g at 8.7 ms



Filter Class: CFC_60
Max: 20.5 ° at 174.1 ms
Min: -34.8 ° at 61.0 ms



Filter Class: CFC_60
Max: 27.1 ° at 180.2 ms
Min: -31.1 ° at 60.8 ms



Filter Class: CFC_60
Max: 47.5 ° at 178.2 ms
Min: -65.9 ° at 60.9 ms

Specification Source: CFR49 Part 572 Subpart E
with Polarity in accordance with J211

01.22.2020 10:54:52 1872

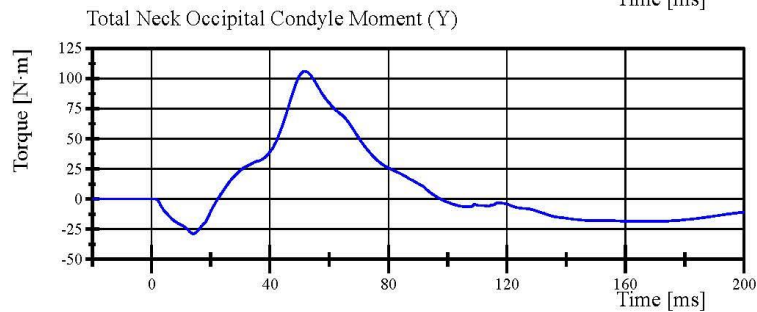
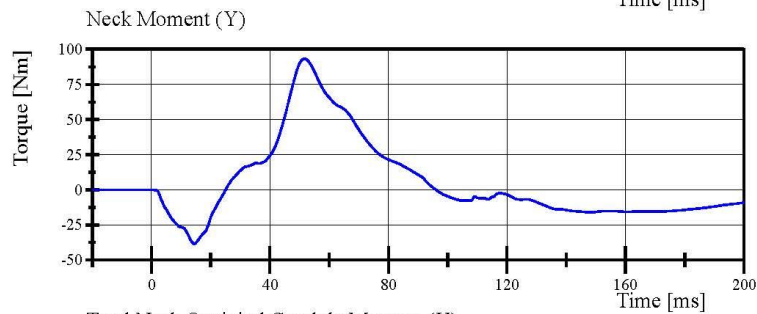
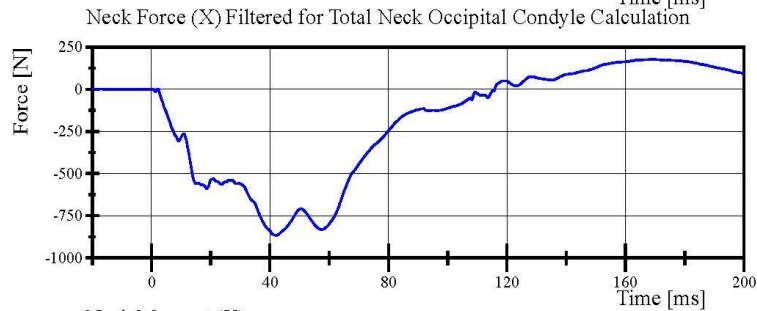
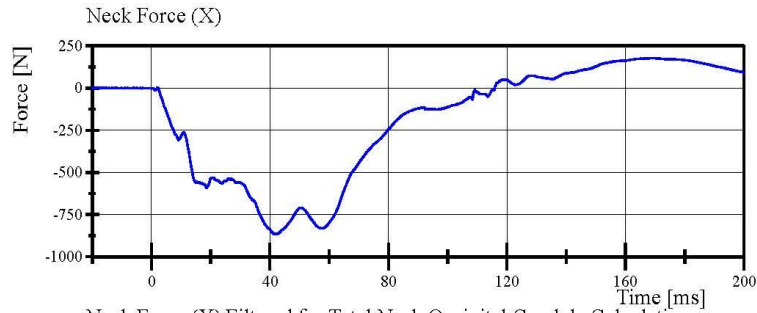


Transportation Research Center Inc.

Neck Flexion

HIII 50th Serial No. 037 Certification No. 66-1

Test Date: 1/22/2020



Specification Source: CFR49 Part 572 Subpart E
with Polarity in accordance with J211

01.22.2020 10:54:52 1872



Transportation Research Center Inc.

Neck Extension

HIII 50th Serial No. 037 Certification No. 66-1

Test Date: 1/22/2020

Test Parameter	Specification	Test Results	Pass
Temperature	20.6 - 22.2 °C	21.3 °C	Yes
Relative Humidity	10 - 70 %	39 %	Yes
Pendulum Velocity	(-5.95) - (-6.18) m/s	-5.963 m/s	Yes
Pendulum Acceleration Decay Crossing 5g	38 - 46 ms	38.9 ms	Yes
Pendulum Acceleration at 10ms	17.2 - 21.2 g	18.60 g	Yes
Pendulum Acceleration at 20ms	14.0 - 19.0 g	17.16 g	Yes
Pendulum Acceleration at 30ms	11.0 - 16.0 g	15.19 g	Yes
Pendulum Acceleration > 30ms	<= 22.0 g	15.79 g	Yes
Total Head D-Plane Rotation			
Peak	81 - 106 °	93.9 °	Yes
Time of Peak	72 - 82 ms	77.1 ms	Yes
Total Head D-Plane Rotation Decay to 0°	147 - 174 ms	158.3 ms	Yes
Total Neck Occipital Condyles Moment			
Peak	(-52.9) - (-80) N·m	-69.13 N·m	Yes
Time of Peak	65 - 79 ms	71.0 ms	Yes
Total Neck Occipital Condyles Moment Decay to 0 N·m	120 - 148 ms	144.6 ms	Yes

Test meets specifications.

Condition: Used

Comments:

Neck S/N: 4728

Specification Source: CFR49 Part 572 Subpart E
with Polarity in accordance with J211

01.22.2020 11:22:48 2021

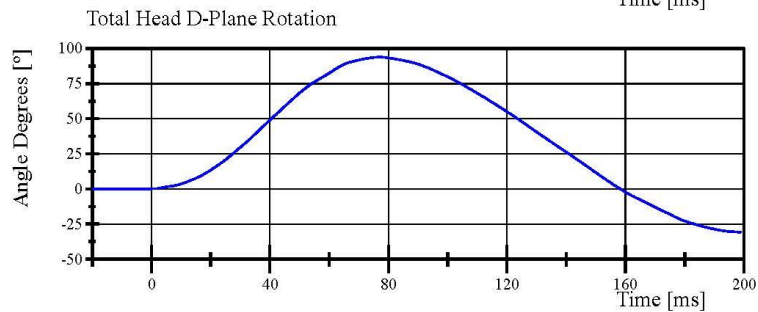
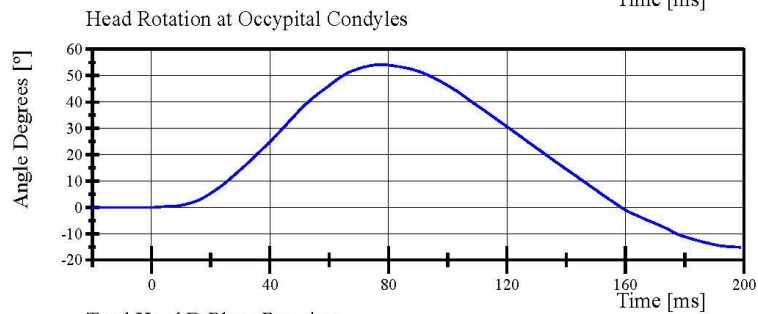
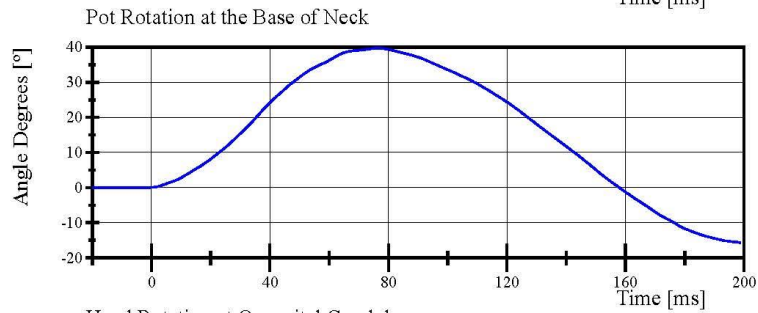
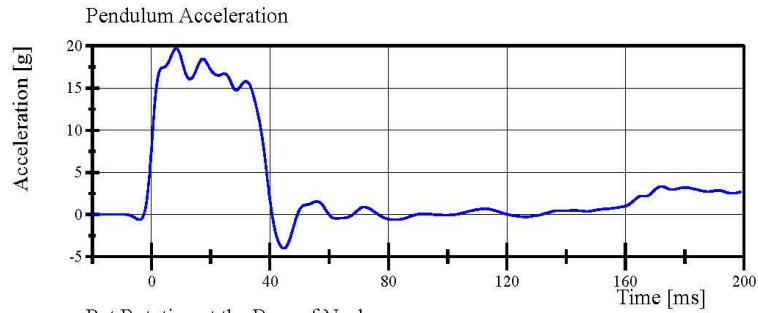


Transportation Research Center Inc.

Neck Extension

HIII 50th Serial No. 037 Certification No. 66-1

Test Date: 1/22/2020



Specification Source: CFR49 Part 572 Subpart E
with Polarity in accordance with J211

01.22.2020 11:25:00 2021

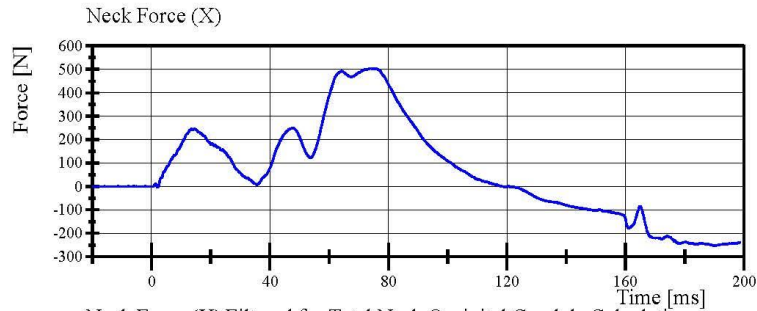


Transportation Research Center Inc.

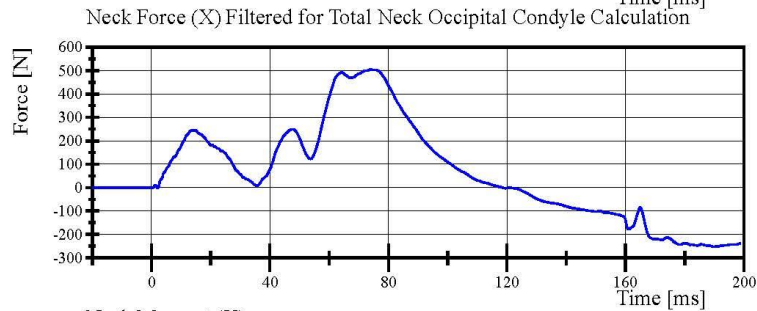
Neck Extension

HIII 50th Serial No. 037 Certification No. 66-1

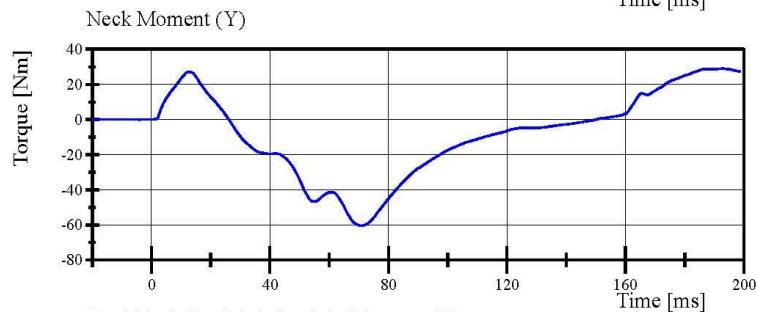
Test Date: 1/22/2020



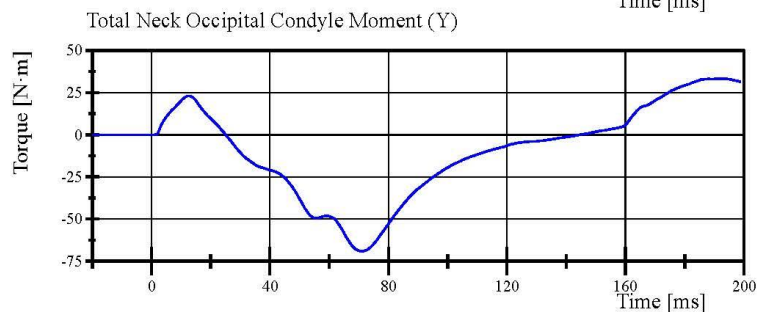
Filter Class: CFC_1000
Max: 504.6 N at 73.8 ms
Min: -253.1 N at 189.6 ms



Filter Class: CFC_600
Max: 504.1 N at 73.9 ms
Min: -252.4 N at 189.8 ms



Filter Class: CFC_600
Max: 29.0 Nm at 193.0 ms
Min: -60.4 Nm at 70.8 ms



Filter Class: Without_(Constar
Max: 33.4 N·m at 192.6 ms
Min: -69.1 N·m at 71.0 ms

Specification Source: CFR49 Part 572 Subpart E
with Polarity in accordance with J211

01.22.2020 11:25:01 2021



Transportation Research Center Inc.

Front Thorax

HIII 50th Serial No. 037 Certification No. 66-1

Test Date: 1/22/2020

Test Parameter	Specification	Test Results	Pass
Temperature	20.6 - 22.2 °C	21.4 °C	Yes
Relative Humidity	10 - 70 %	37 %	Yes
Probe Velocity	6.59 - 6.83 m/s	6.776 m/s	Yes
Probe Force Peak	(-5,160) - (-5,894) N	-5,561.2 N	Yes
Maximum Chest Compression	(-63.5) - (-72.6) mm	-67.84 mm	Yes
Internal Hysteresis	69 - 85 %	71.7 %	Yes

Test meets specifications.

Condition: Used

Comments:

Jacket S/N: 2565

Rib Set S/N: 02033121A

Specification Source: CFR49 Part 572 Subpart E
with Polarity in accordance with J211

01.22.2020 07:30:48 383

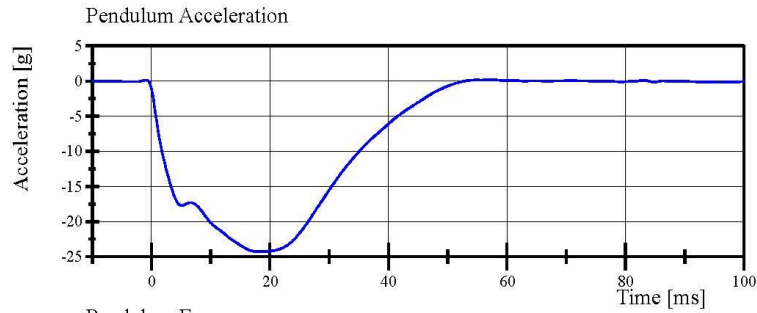


Transportation Research Center Inc.

Front Thorax

HIII 50th Serial No. 037 Certification No. 66-1

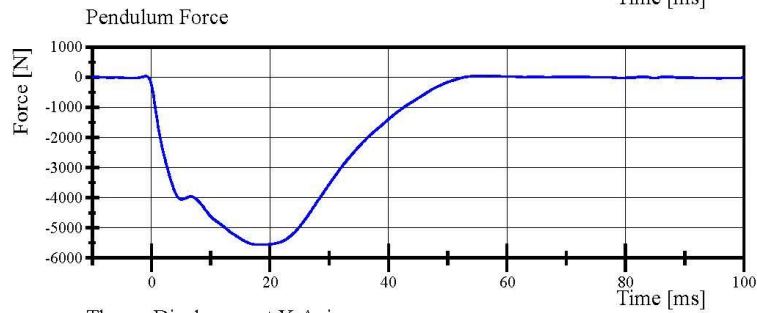
Test Date: 1/22/2020



Filter Class: CFC_180

Max: 0.2 g at 57.0 ms

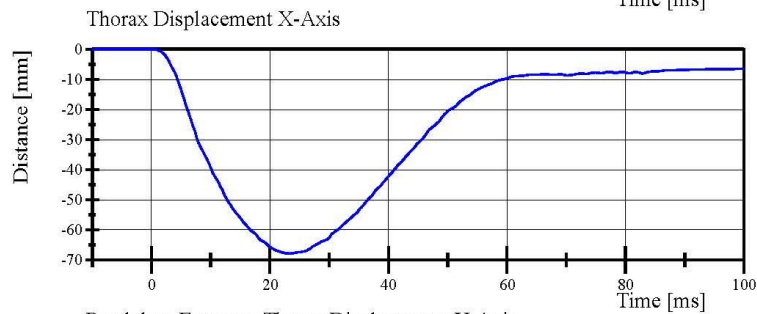
Min: -24.3 g at 18.8 ms



Filter Class: CFC_180

Max: 45.4 N at 57.0 ms

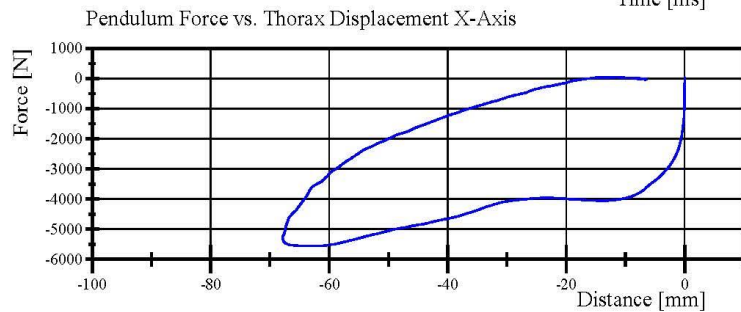
Min: -5,561.2 N at 18.8 ms



Filter Class: CFC_600

Max: 0.0 mm at -10.0 ms

Min: -67.8 mm at 23.4 ms



Filter Class: CFC_180

Max: 45.4 N at -11.7 mm

Min: -5,561.2 N at -63.8 mm

Specification Source: CFR49 Part 572 Subpart E
with Polarity in accordance with J211

01.22.2020 07:31:22 383



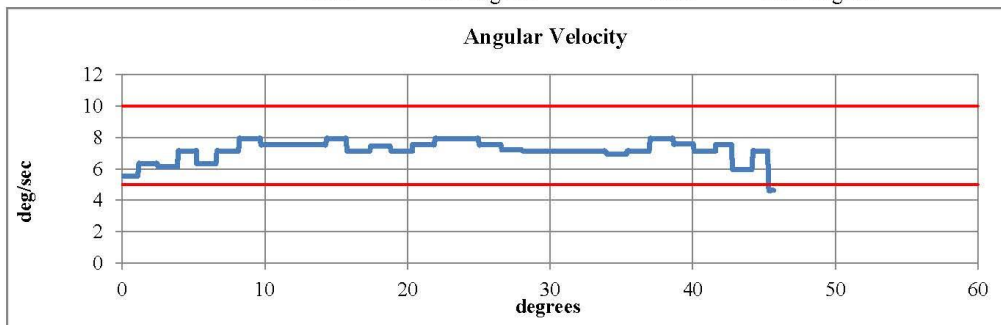
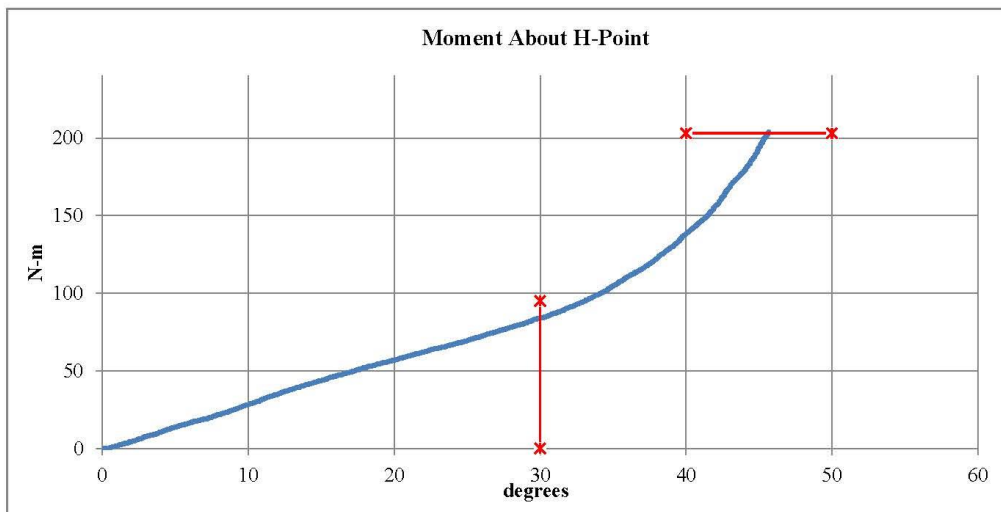
Transportation Research Center Inc.

Hybrid III 50th Male Hip Range of Motion



Serial Number: 037 Date: 22-Jan-2020
Side Tested: Left Hip Time: 8:31
Test Number: 1

TEST PARAMETER	SPECIFICATION		TEST RESULTS		
Temperature	18.9	- 25.6	21.8	°C	Pass
Humidity	10	- 70	40	%	Pass
Moment at 30°	0	≤ 94.9	84.2	N-m	Pass
Angle at 203 Nm	40	- 50	45.66	deg	Pass
Average Velocity	5	- 10	7.18	deg/sec	Pass



Comments:
Pelvis Skin S/N: EK3565

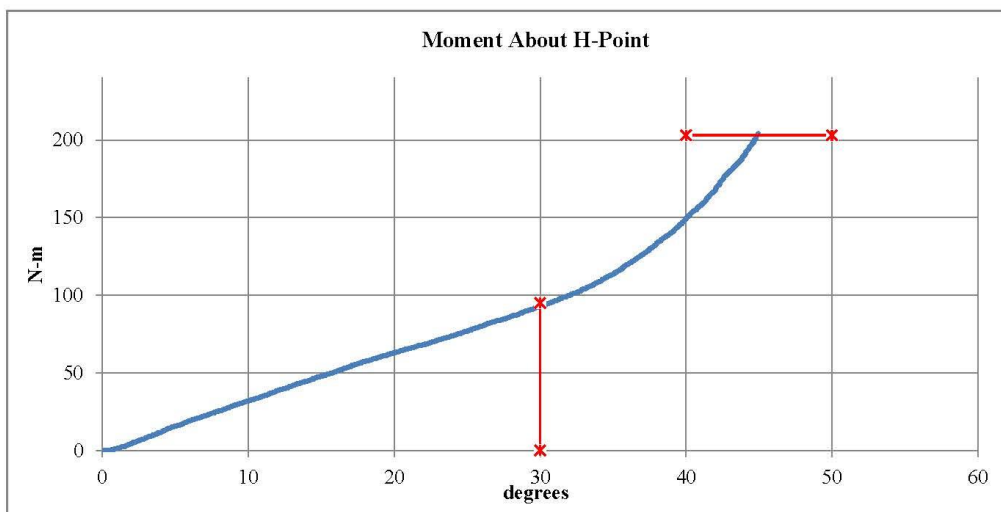
Transportation Research Center Inc.

Hybrid III 50th Male Hip Range of Motion

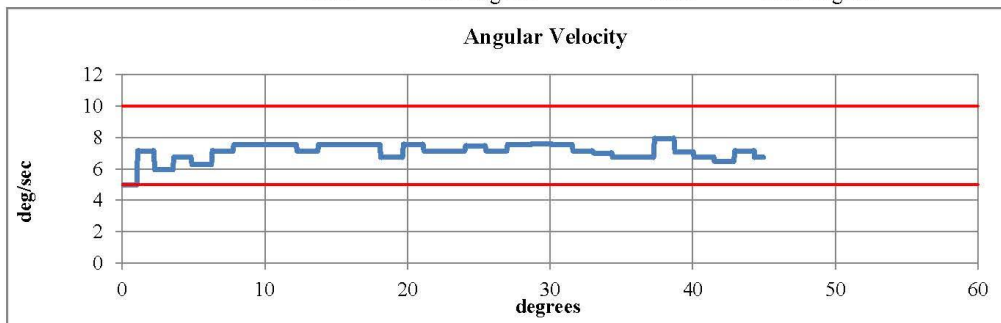


Serial Number: 037 Date: 22-Jan-2020
Side Tested: Right Hip Time: 9:51
Test Number: 1

TEST PARAMETER	SPECIFICATION			TEST RESULTS		
Temperature	18.9	-	25.6	21.7	°C	Pass
Humidity	10	-	70	39	%	Pass
Moment at 30°	0	≤	94.9	92.83	N-m	Pass
Angle at 203 Nm	40	-	50	44.94	deg	Pass
Average Velocity	5	-	10	7.08	deg/sec	Pass



Max: 7.93 deg/sec Min: 4.96 deg/sec



Comments:
Pelvis Skin S/N: EK3565

Transportation Research Center Inc.

Left Knee Femur Response Test
HIII 50th Serial No. 037 Certification No. 66-1
Test Date: 1/22/2020

Test Parameter	Specification	Test Results	Pass
Temperature	18.9 - 25.5 °C	21.5 °C	Yes
Relative Humidity	10 - 70 %	38 %	Yes
Probe Velocity	2.07 - 2.13 m/s	2.115 m/s	Yes
Peak Femur Force	(-4,715.2) - (-5,782.6) N	-5,675.00 N	Yes

Test meets specifications.

Condition: Used

Comments:

Knee Skin S/N: 2672

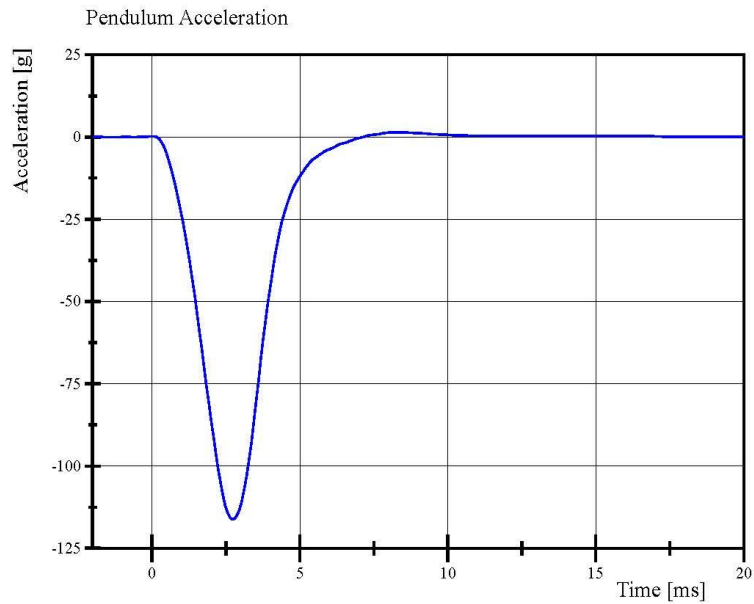
Specification Source: CFR49 Part 572 Subpart E
with Polarity in accordance with J211

01.22.2020 07:47:49 1744

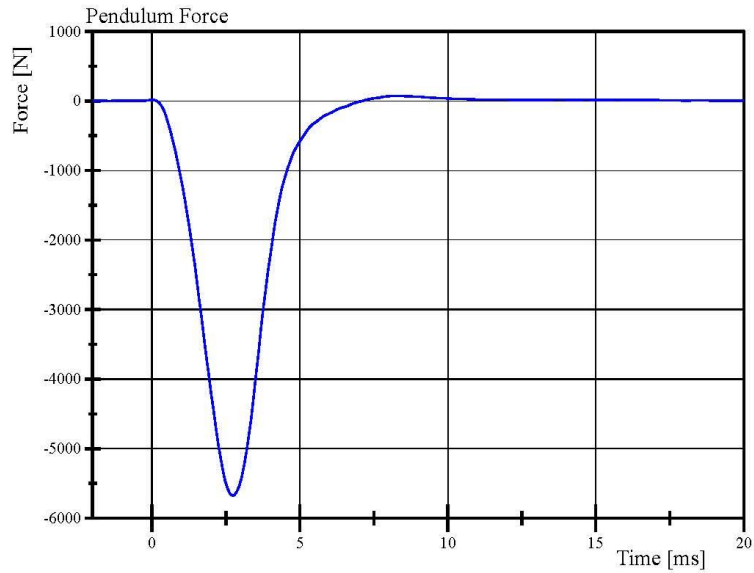


Transportation Research Center Inc.

Left Knee Femur Response Test
HIII 50th Serial No. 037 Certification No. 66-1
Test Date: 1/22/2020



Filter Class: CFC_600
Max: 1.5 g at 8.3 ms
Min: -116.2 g at 2.7 ms



Filter Class: CFC_600
Max: 71.2 N at 8.3 ms
Min: -5,675.0 N at 2.7 ms

Specification Source: CFR49 Part 572 Subpart E
with Polarity in accordance with J211

01.22.2020 07:48:17 1744



Transportation Research Center Inc.

Right Knee Femur Response Test
HIII 50th Serial No. 037 Certification No. 66-1
Test Date: 1/22/2020

Test Parameter	Specification	Test Results	Pass
Temperature	18.9 - 25.5 °C	21.7 °C	Yes
Relative Humidity	10 - 70 %	39 %	Yes
Probe Velocity	2.07 - 2.13 m/s	2.116 m/s	Yes
Peak Femur Force	(-4,715.2) - (-5,782.6) N	-5,465.01 N	Yes

Test meets specifications.

Condition: Used

Comments:

Knee Skin S/N: 1248

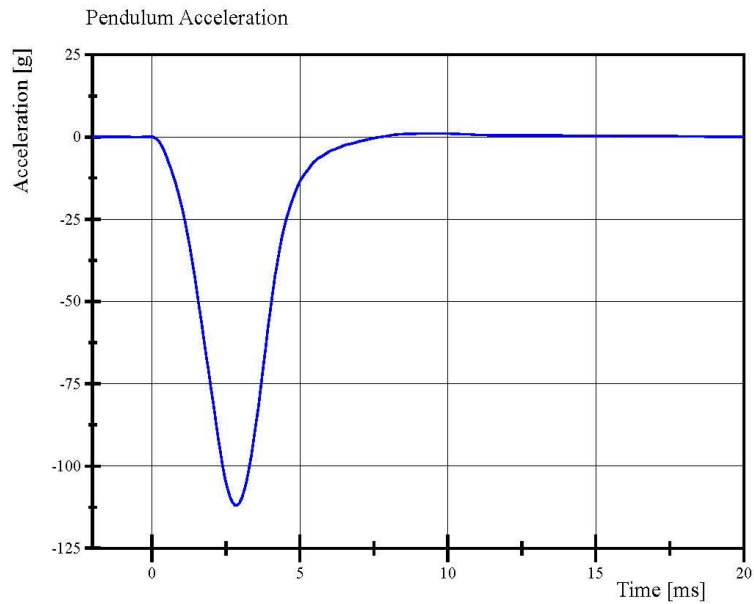
Specification Source: CFR49 Part 572 Subpart E
with Polarity in accordance with J211

01.22.2020 07:59:25 1738

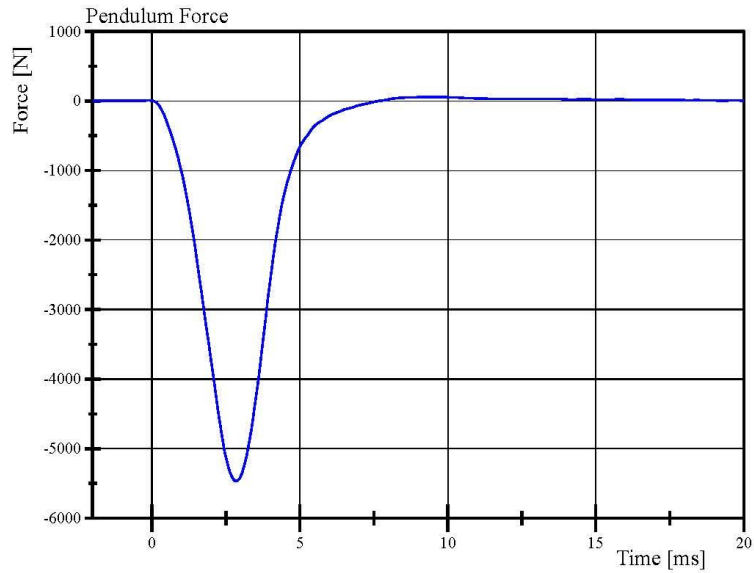


Transportation Research Center Inc.

Right Knee Femur Response Test
HIII 50th Serial No. 037 Certification No. 66-1
Test Date: 1/22/2020



Filter Class: CFC_600
Max: 1.2 g at 9.7 ms
Min: -111.9 g at 2.9 ms



Filter Class: CFC_600
Max: 56.7 N at 9.7 ms
Min: -5,465.0 N at 2.9 ms

Specification Source: CFR49 Part 572 Subpart E
with Polarity in accordance with J211

01.22.2020 07:59:53 1738



Pre-Test Calibration Sheets

Front Passenger S/N 070

Transportation Research Center Inc.
5720 HIII 5th Female Dummy
External Dimensions
Serial No. 070 Calibration No. 38

Symbol	Description	Specification	Results	Pass
		mm	mm	
A	Total Sitting Height	774.7 - 800.1	778	Yes
B	Shoulder Pivot Height	431.8 - 457.2	444	Yes
C	Hip Pivot Height	81.3 - 86.3	82	Yes
D	Hip Pivot from Backline	144.8 - 149.8	145	Yes
E	Shoulder Pivot from Backline	68.6 - 83.8	81	Yes
F	Thigh Clearance	119.4 - 134.6	128	Yes
G	Back of Elbow to Wrist Pivot	243.9 - 259.1	249	Yes
H	Head Back to Backline	43.2 - 48.2	45	Yes
I	Shoulder to Elbow Length	276.8 - 297.2	281	Yes
J	Elbow Rest Height	182.8 - 203.2	184	Yes
K	Buttock Knee Length	520.7 - 546.1	537	Yes
L	Popliteal Height	355.6 - 376.0	364	Yes
M	Knee Pivot Height	393.7 - 419.1	403	Yes
N	Buttock Popliteal Length	414.0 - 439.4	430	Yes
O	Chest Depth without Jacket	175.3 - 190.5	181	Yes
P	Foot Length	218.5 - 233.7	225	Yes
R	Buttock to Knee Pivot Length	457.2 - 482.6	473	Yes
S	Head Breadth	137.1 - 147.3	138	Yes
T	Head Depth	177.8 - 188.0	180	Yes
U	Hip Breadth	299.7 - 314.9	306	Yes
V	Shoulder Breadth	350.5 - 365.7	360	Yes
W	Foot Breadth	78.8 - 94.0	88	Yes
X	Head Circumference	528.3 - 548.7	538	Yes
Y	Chest Circumference with Jacket	850.9 - 881.3	870	Yes
Z	Waist Circumference	759.5 - 789.9	777	Yes
AA	Reference Location for Chest Circumference	332.7 - 358.1	355	Yes
BB	Reference Location for Waist Circumference	160.0 - 170.2	163	Yes

Revised 8/10/2012



Transportation Research Center Inc.

Front Head Drop

HIII 5th Serial No. 070 Certification No. 38-5

Test Date: 1/16/2020

Test Parameter	Specification	Test Results	Pass
Temperature	18.9 - 25.5 °C	21.8 °C	Yes
Relative Humidity	10 - 70 %	40 %	Yes
Peak Head Resultant Acceleration	250 - 300 g	257.2 g	Yes
Peak Head Lateral Acceleration	(-15) - 15 g	6.4 g	Yes
Is Acceleration Curve Unimodal within 10% of Peak?	< 10 %	0.00 %	Yes

Test meets specifications.

Condition: Used

Comments:

Head Skin S/N: 05628

Specification Source: CFR49 Part 572 Subpart O
with Polarity in accordance with J211

01.16.2020 09:53:52 612

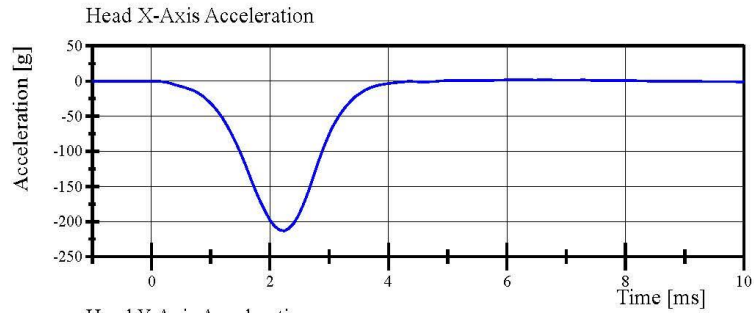


Transportation Research Center Inc.

Front Head Drop

HIII 5th Serial No. 070 Certification No. 38-5

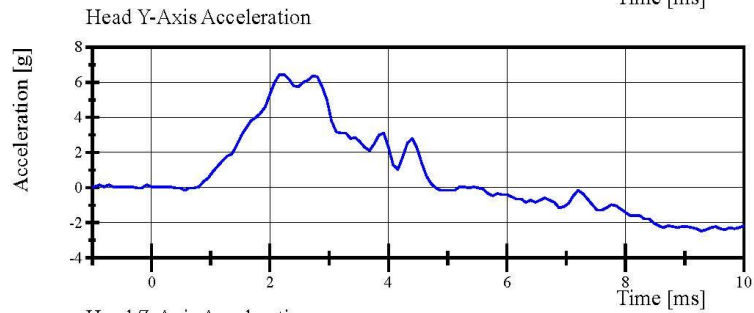
Test Date: 1/16/2020



Filter Class: CFC_1000

Max: 2.0 g at 6.2 ms

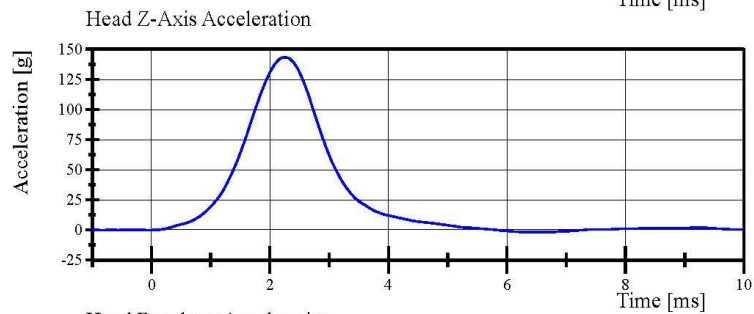
Min: -213.2 g at 2.2 ms



Filter Class: CFC_1000

Max: 6.4 g at 2.2 ms

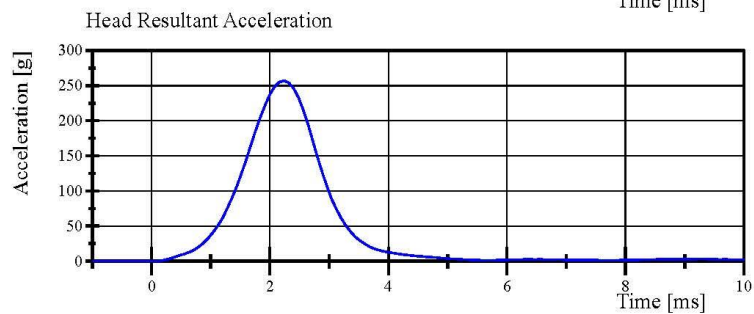
Min: -2.5 g at 9.3 ms



Filter Class: CFC_1000

Max: 143.7 g at 2.2 ms

Min: -1.9 g at 6.4 ms



Filter Class: CFC_1000

Max: 257.2 g at 2.2 ms

Min: 0.0 g at -1.0 ms

Specification Source: CFR49 Part 572 Subpart O
with Polarity in accordance with J211

01.16.2020 09:54:42 612



Transportation Research Center Inc.

Neck Flexion

HIII 5th Serial No. 070 Certification No. 38-2

Test Date: 1/15/2020

Test Parameter	Specification	Test Results	Pass
Temperature	20.6 - 22.2 °C	20.8 °C	Yes
Relative Humidity	10 - 70 %	42 %	Yes
Pendulum Velocity	6.89 - 7.13 m/s	7.065 m/s	Yes
Pendulum Integrated Velocity Change at 10ms	(-2.1) - (-2.5) m/s	-2.16 m/s	Yes
Pendulum Integrated Velocity Change at 20ms	(-4.0) - (-5.0) m/s	-4.24 m/s	Yes
Pendulum Integrated Velocity Change at 30ms	(-5.8) - (-7.0) m/s	-6.02 m/s	Yes
Total Head D-Plane Rotation	(-77) - (-91) °	-77.4 °	Yes
Total Neck Occipital Condyles Moment Between -77° and -91° Rotation	69 - 83 N·m	69.7 N·m	Yes
Total Neck Occipital Condyles Moment Decay to 10 N·m	80 - 100 ms	84.7 ms	Yes

Test meets specifications.

Condition: Used

Comments:

Neck S/N: DJ2788

Specification Source: CFR49 Part 572 Subpart O
with Polarity in accordance with J211

01.15.2020 07:23:46 1850

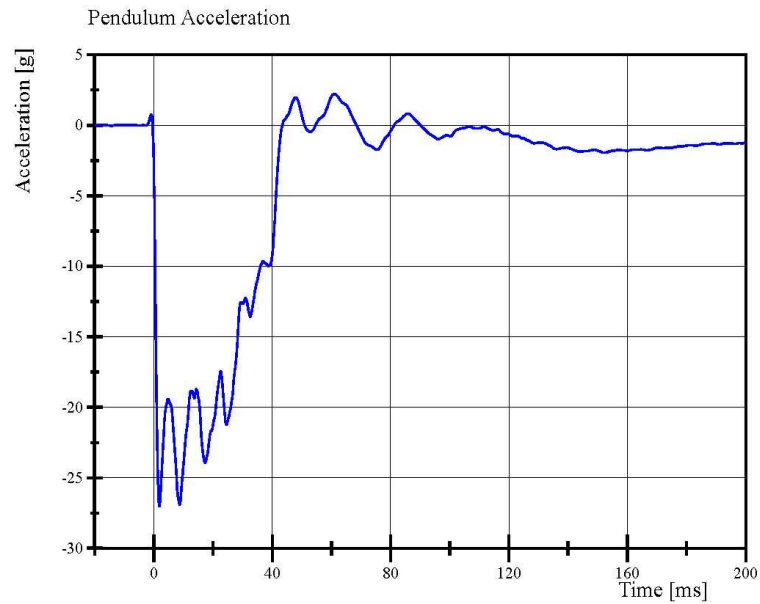


Transportation Research Center Inc.

Neck Flexion

HIII 5th Serial No. 070 Certification No. 38-2

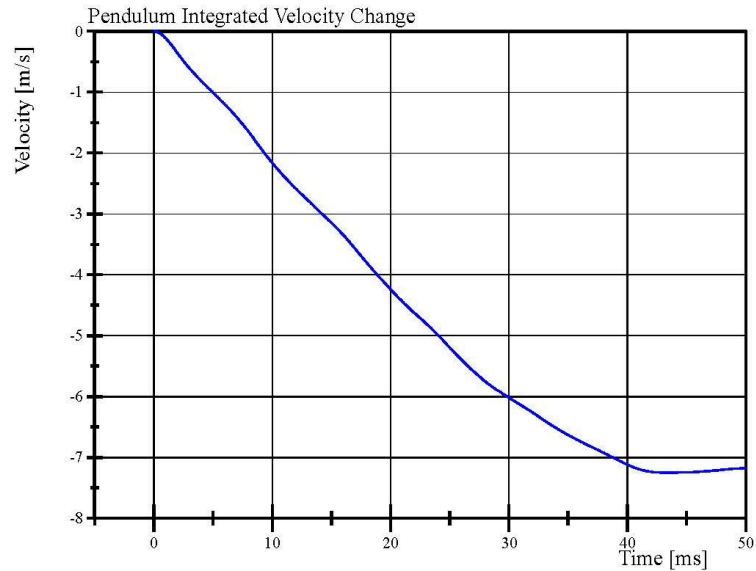
Test Date: 1/15/2020



Filter Class: CFC_180

Max: 2.2 g at 61.1 ms

Min: -27.0 g at 1.9 ms



Filter Class: CFC_180

Max: 0.0 m/s at 0.0 ms

Min: -7.3 m/s at 43.4 ms

Specification Source: CFR49 Part 572 Subpart O
with Polarity in accordance with J211

01.15.2020 07:24:53 1850



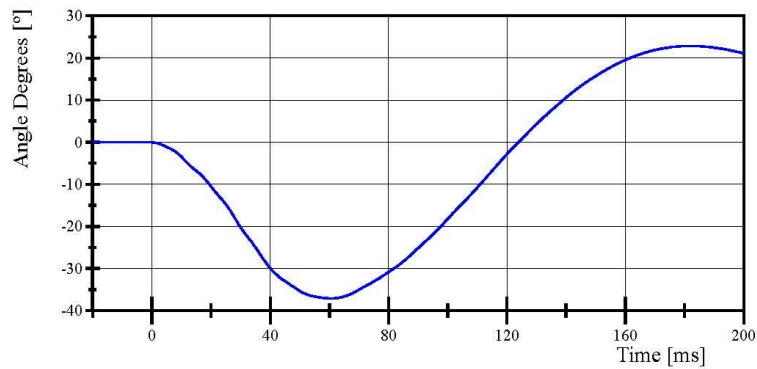
Transportation Research Center Inc.

Neck Flexion

HIII 5th Serial No. 070 Certification No. 38-2

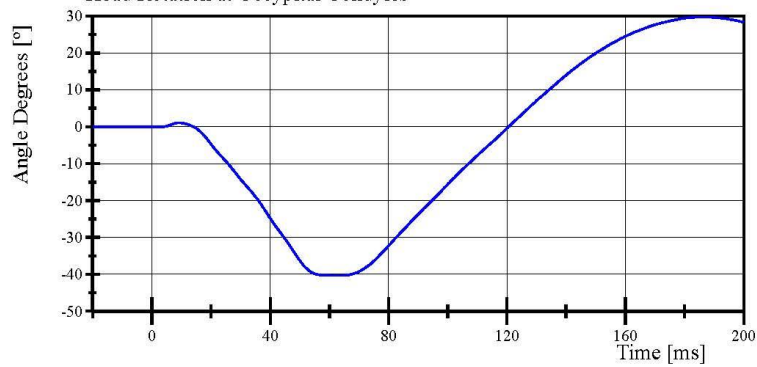
Test Date: 1/15/2020

Pot Rotation at the Base of Neck



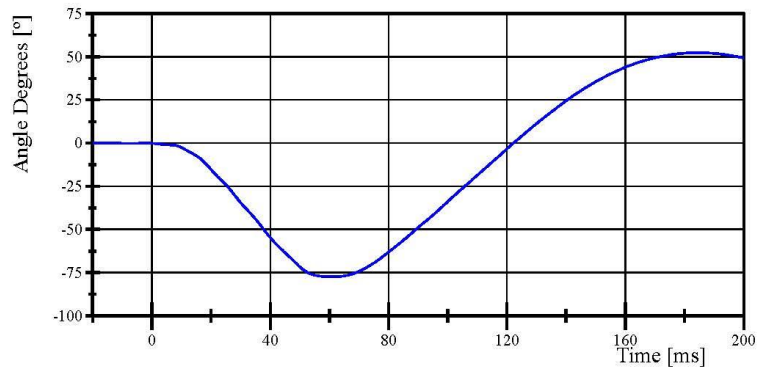
Filter Class: CFC_60
Max: 22.8 ° at 182.0 ms
Min: -37.1 ° at 60.7 ms

Head Rotation at Occypital Condyles



Filter Class: CFC_60
Max: 29.7 ° at 186.6 ms
Min: -40.3 ° at 63.1 ms

Total Head D-Plane Rotation



Filter Class: CFC_60
Max: 52.5 ° at 184.2 ms
Min: -77.4 ° at 61.1 ms

Specification Source: CFR49 Part 572 Subpart O
with Polarity in accordance with J211

01.15.2020 07:24:54 1850

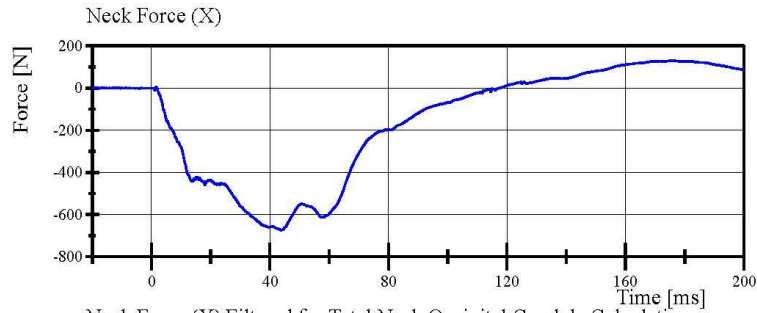


Transportation Research Center Inc.

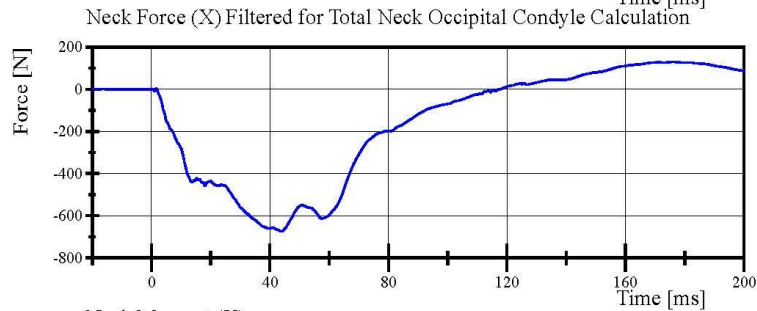
Neck Flexion

HIII 5th Serial No. 070 Certification No. 38-2

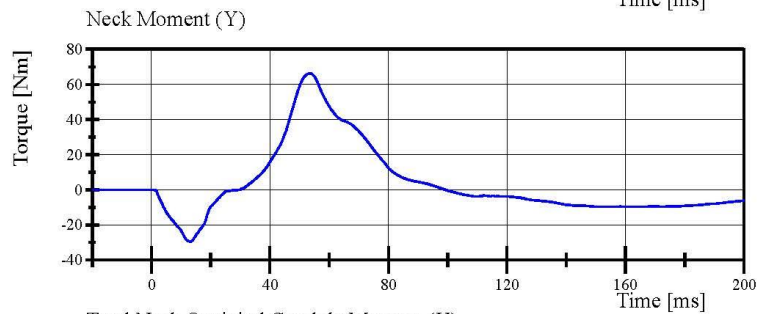
Test Date: 1/15/2020



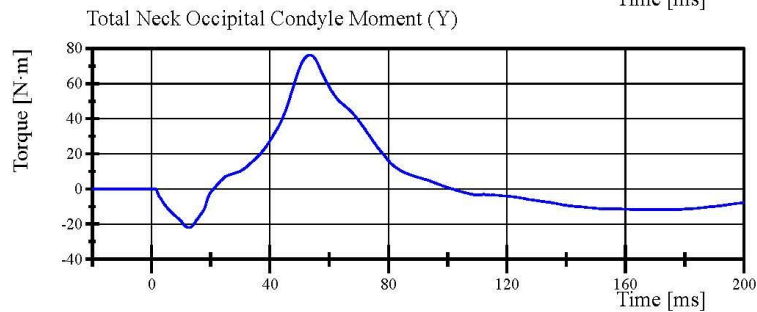
Filter Class: CFC_1000
Max: 130.2 N at 176.5 ms
Min: -674.4 N at 43.7 ms



Filter Class: CFC_600
Max: 129.9 N at 176.5 ms
Min: -673.8 N at 43.8 ms



Filter Class: CFC_600
Max: 66.3 Nm at 53.5 ms
Min: -29.5 Nm at 13.2 ms



Filter Class: Without_(Constar
Max: 76.3 N·m at 53.5 ms
Min: -21.9 N·m at 12.9 ms

Specification Source: CFR49 Part 572 Subpart O
with Polarity in accordance with J211

01.15.2020 07:24:54 1850



Transportation Research Center Inc.

Neck Extension

HIII 5th Serial No. 070 Certification No. 38-2

Test Date: 1/15/2020

Test Parameter	Specification	Test Results	Pass
Temperature	20.6 - 22.2 °C	21.3 °C	Yes
Relative Humidity	10 - 70 %	40 %	Yes
Pendulum Velocity	(-5.95) - (-6.19) m/s	-6.086 m/s	Yes
Pendulum Integrated Velocity Change at 10ms	1.5 - 1.9 m/s	1.77 m/s	Yes
Pendulum Integrated Velocity Change at 20ms	3.1 - 3.9 m/s	3.55 m/s	Yes
Pendulum Integrated Velocity Change at 30ms	4.6 - 5.6 m/s	5.07 m/s	Yes
Total Head D-Plane Rotation	99 - 114 °	107.4 °	Yes
Total Neck Occipital Condyles Moment Between 99° and 114° Rotation	(-53) - (-65) N·m	-54.2 N·m	Yes
Total Neck Occipital Condyles Moment Decay to -10 N·m	94 - 114 ms	102.0 ms	Yes

Test meets specifications.

Condition: Used

Comments:

Neck S/N: DJ2788

Specification Source: CFR49 Part 572 Subpart O
with Polarity in accordance with J211

01.15.2020 08:27:52 2000

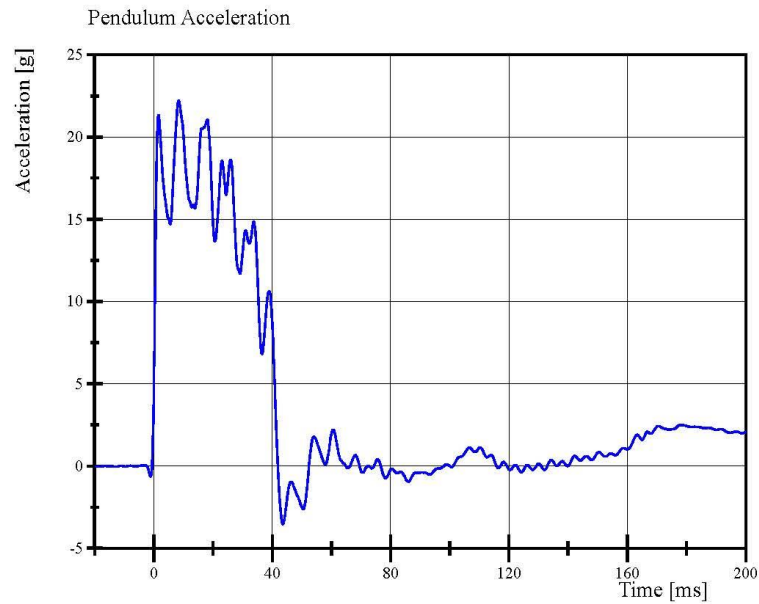


Transportation Research Center Inc.

Neck Extension

HIII 5th Serial No. 070 Certification No. 38-2

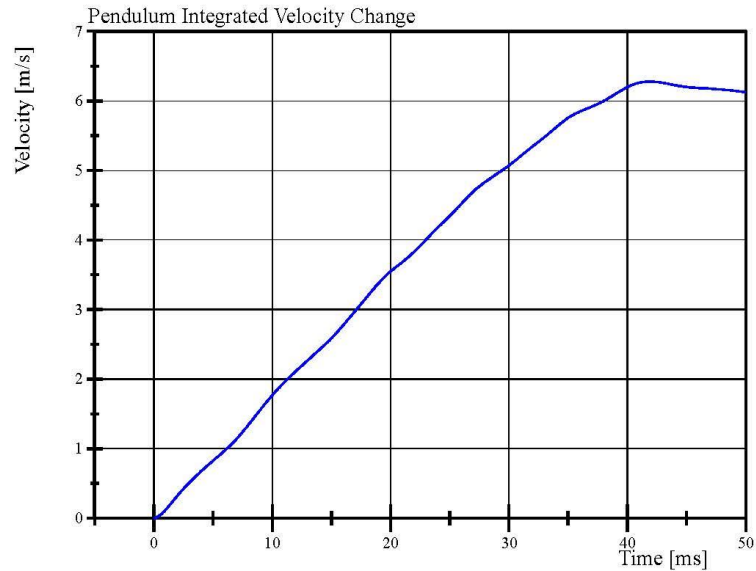
Test Date: 1/15/2020



Filter Class: CFC_180

Max: 22.2 g at 8.4 ms

Min: -3.5 g at 43.6 ms



Filter Class: CFC_180

Max: 6.3 m/s at 41.9 ms

Min: 0.0 m/s at 0.0 ms

Specification Source: CFR49 Part 572 Subpart O
with Polarity in accordance with J211

01.15.2020 08:28:20 2000



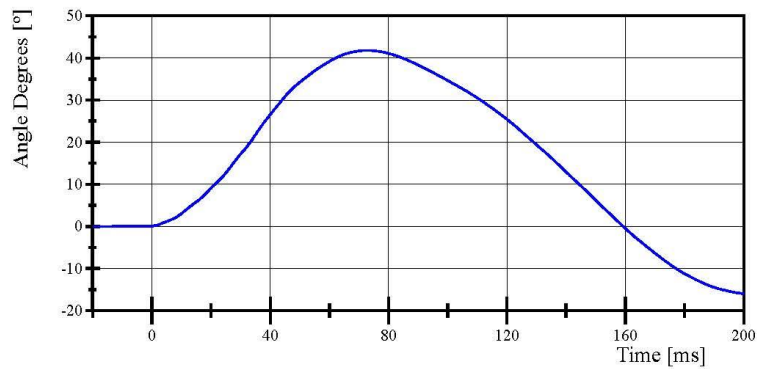
Transportation Research Center Inc.

Neck Extension

HIII 5th Serial No. 070 Certification No. 38-2

Test Date: 1/15/2020

Pot Rotation at the Base of Neck

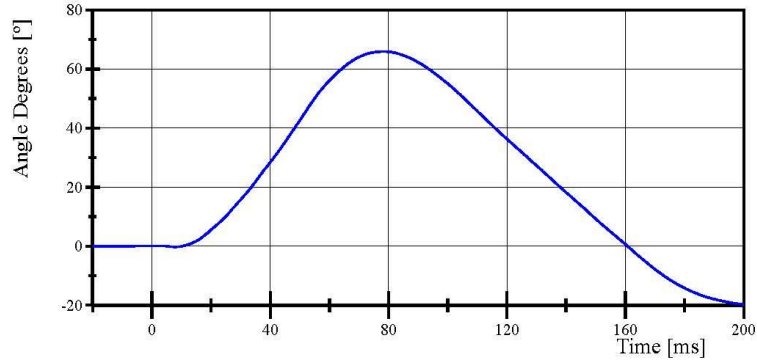


Filter Class: CFC_60

Max: 41.8 ° at 72.8 ms

Min: -16.0 ° at 200.0 ms

Head Rotation at Occypital Condyles

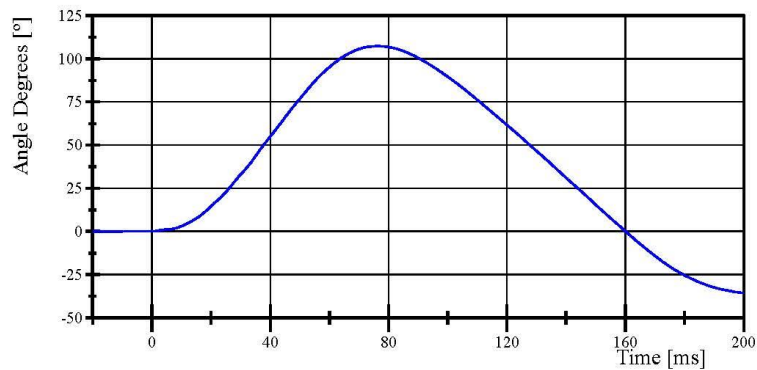


Filter Class: CFC_60

Max: 66.0 ° at 78.3 ms

Min: -19.7 ° at 200.0 ms

Total Head D-Plane Rotation



Filter Class: CFC_60

Max: 107.4 ° at 76.3 ms

Min: -35.7 ° at 200.0 ms

Specification Source: CFR49 Part 572 Subpart O
with Polarity in accordance with J211

01.15.2020 08:28:21 2000

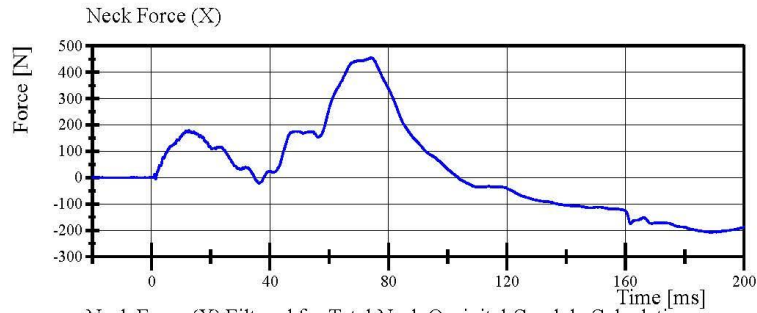


Transportation Research Center Inc.

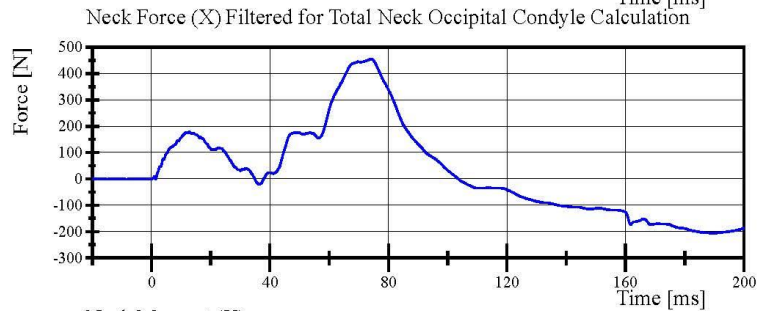
Neck Extension

HIII 5th Serial No. 070 Certification No. 38-2

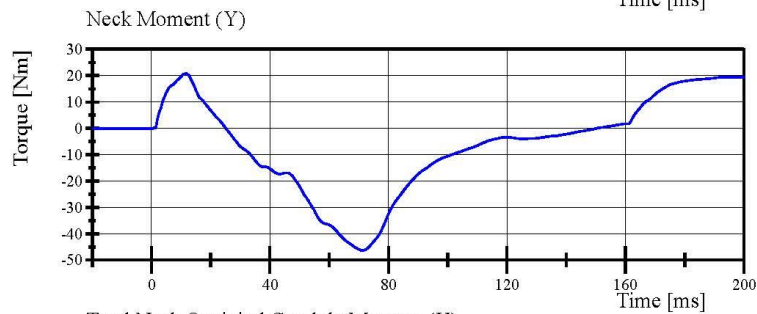
Test Date: 1/15/2020



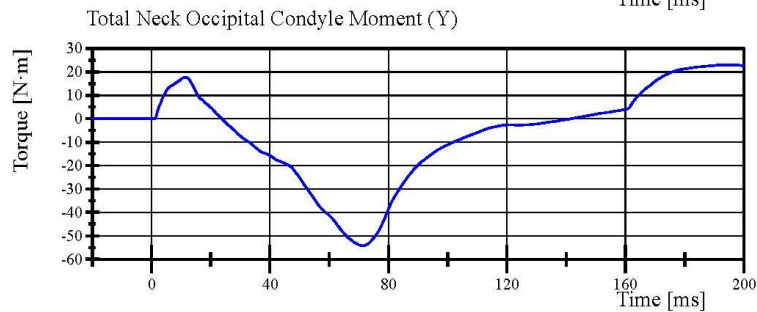
Filter Class: CFC_1000
Max: 455.6 N at 74.2 ms
Min: -207.1 N at 189.0 ms



Filter Class: CFC_600
Max: 455.1 N at 74.2 ms
Min: -206.7 N at 189.1 ms



Filter Class: CFC_600
Max: 20.8 Nm at 11.6 ms
Min: -46.3 Nm at 71.3 ms



Filter Class: Without_(Constar
Max: 23.0 N·m at 193.5 ms
Min: -54.2 N·m at 71.3 ms

Specification Source: CFR49 Part 572 Subpart O
with Polarity in accordance with J211

01.15.2020 08:28:21 2000



Transportation Research Center Inc.

Front Thorax

HIII 5th Serial No. 070 Certification No. 38-1

Test Date: 1/15/2020

Test Parameter	Specification	Test Results	Pass
Temperature	20.6 - 22.2 °C	21.9 °C	Yes
Relative Humidity	10 - 70 %	41 %	Yes
Probe Velocity	6.59 - 6.83 m/s	6.735 m/s	Yes
Probe Force Peak Between 50.0 mm and 58.0 mm Chest Deflection	(-3,900) - (-4,400) N	-3,957.3 N	Yes
Probe Force Peak Between 18.0 mm and 50.0 mm Chest Deflection	>= (-4,600) N	-3,957.0 N	Yes
Maximum Chest Compression	(-50) - (-58) mm	-53.6 mm	Yes
Internal Hysteresis	69 - 85 %	71.8 %	Yes

Test meets specifications.

Condition: Used

Comments:

Rib Set S/N: 050302468

Jacket S/N: N/A

Specification Source: CFR49 Part 572 Subpart O
with Polarity in accordance with J211

01.15.2020 09:48:42 414

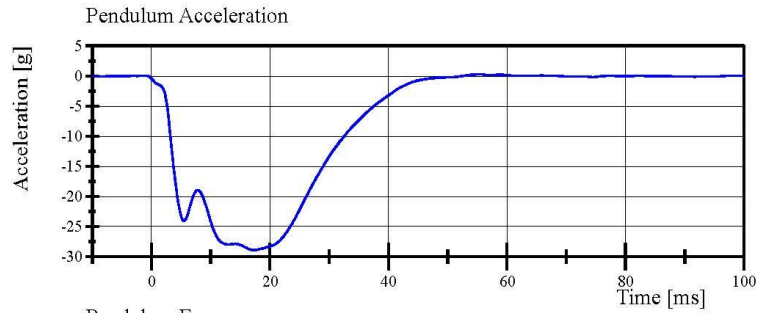


Transportation Research Center Inc.

Front Thorax

HIII 5th Serial No. 070 Certification No. 38-1

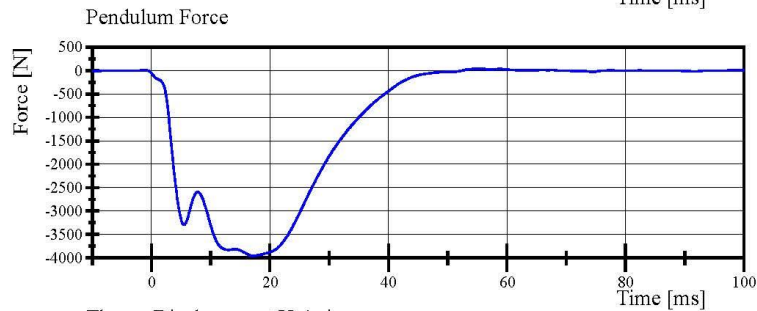
Test Date: 1/15/2020



Filter Class: CFC_180

Max: 0.3 g at 55.4 ms

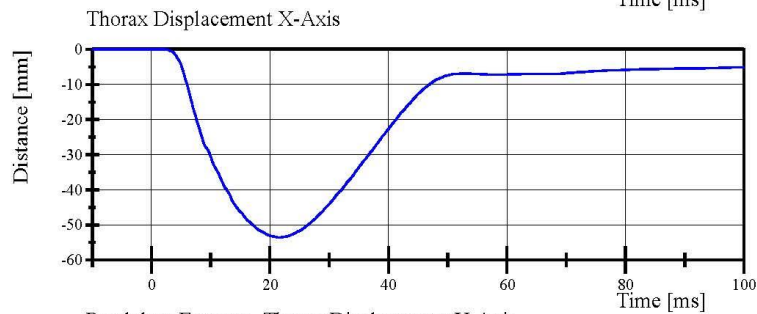
Min: -28.9 g at 17.2 ms



Filter Class: CFC_180

Max: 41.7 N at 55.4 ms

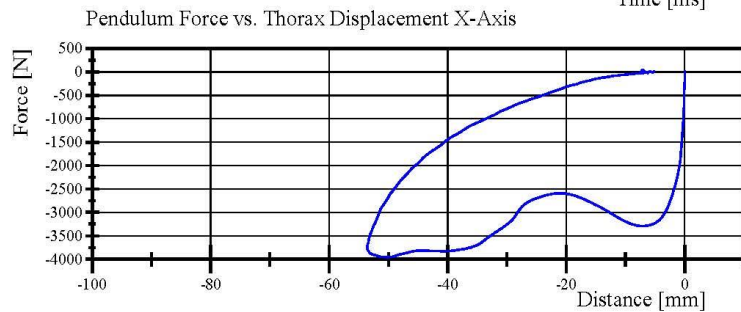
Min: -3,957.3 N at 17.2 ms



Filter Class: CFC_600

Max: 0.0 mm at -6.6 ms

Min: -53.6 mm at 21.6 ms



Filter Class: CFC_180

Max: 41.7 N at -7.1 mm

Min: -3,957.3 N at -50.1 mm

Specification Source: CFR49 Part 572 Subpart O
with Polarity in accordance with J211

01.15.2020 09:52:00 414



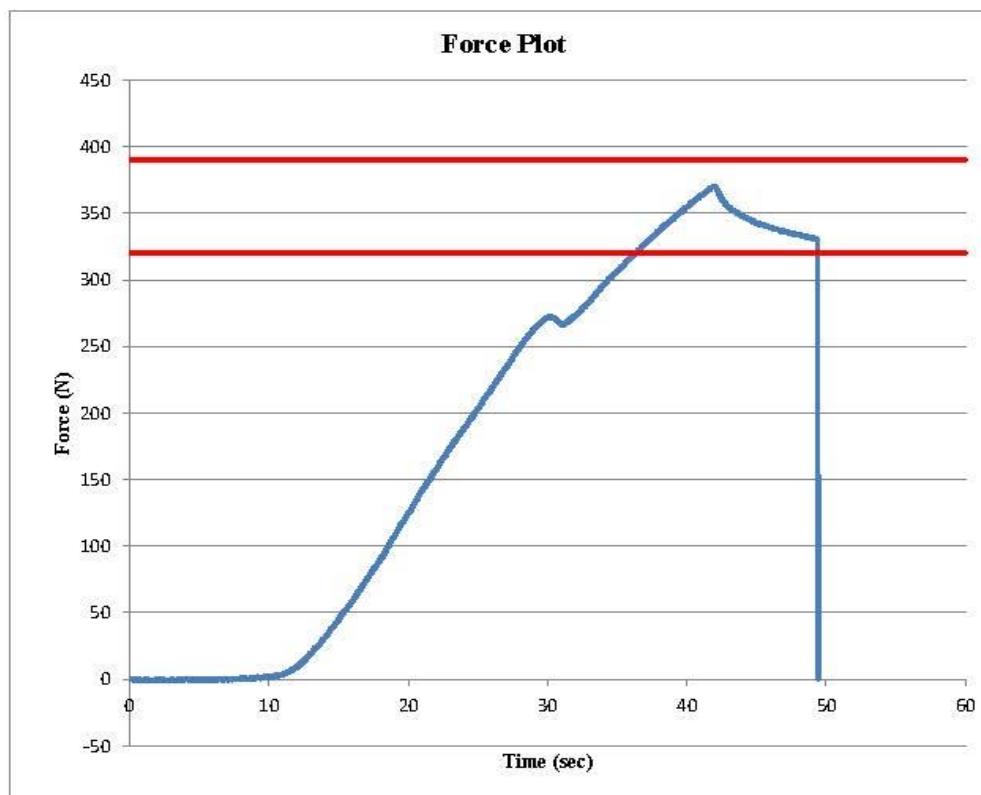
Transportation Research Center Inc.

Hybrid III Small Female Torso Flexion



Customer: NHTSA
 Serial Number: 070 Date: 1/15/2020
 Test Number: 1 Time: 10:03

TEST PARAMETER	SPECIFICATION		TEST RESULTS		
Temperature	18.9	- 25.6	21.1	°C	Pass
Humidity	10	- 70	41	%	Pass
Average Angular Velocity	0.5	- 1.5	0.96	deg/sec	Pass
Initial Angle	0	- 20	15.48	deg	Pass
Peak Force at 45.29°	320	- 390	370.1	N	Pass
Final Angle	-8	- 8	5.33	deg	Pass



Lumbar S/N: 05060

Transportation Research Center Inc.

Left Knee Femur Response Test
HIII 5th Serial No. 070 Certification No. 38-1
Test Date: 1/14/2020

Test Parameter	Specification	Test Results	Pass
Temperature	18.9 - 25.6 °C	21.7 °C	Yes
Relative Humidity	10 - 70 %	41 %	Yes
Probe Velocity	2.07 - 2.13 m/s	2.094 m/s	Yes
Peak Femur Force	(-3,450) - (-4,060) N	-3,810.5 N	Yes

Test meets specifications.

Condition: Used

Comments:

Knee Skin S/N: 05856

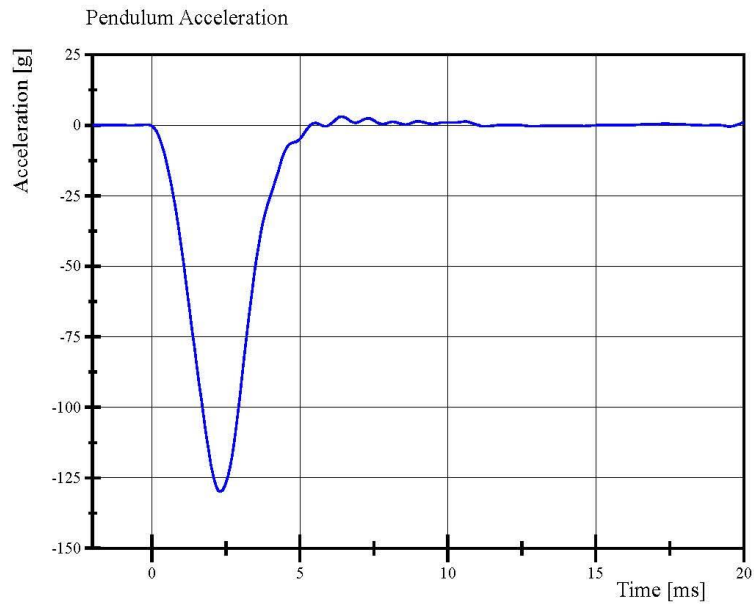
Specification Source: CFR49 Part 572 Subpart O
with Polarity in accordance with J211

01.14.2020 08:44:52 1805

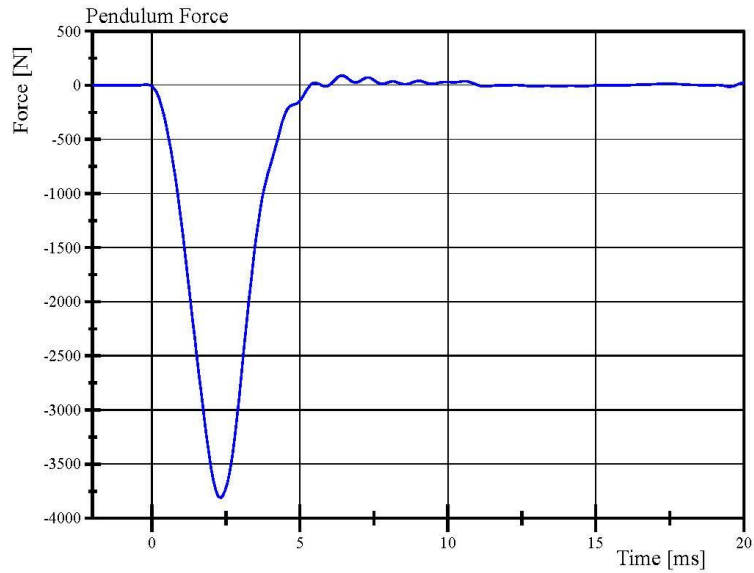


Transportation Research Center Inc.

Left Knee Femur Response Test
HIII 5th Serial No. 070 Certification No. 38-1
Test Date: 1/14/2020



Filter Class: CFC_600
Max: 3.1 g at 6.4 ms
Min: -130.0 g at 2.3 ms



Filter Class: CFC_600
Max: 90.4 N at 6.4 ms
Min: -3,810.5 N at 2.3 ms

Specification Source: CFR49 Part 572 Subpart O
with Polarity in accordance with J211

01.14.2020 08:45:30 1805



Transportation Research Center Inc.

Right Knee Femur Response Test
HIII 5th Serial No. 070 Certification No. 38-1
Test Date: 1/14/2020

Test Parameter	Specification	Test Results	Pass
Temperature	18.9 - 25.6 °C	21.7 °C	Yes
Relative Humidity	10 - 70 %	40 %	Yes
Probe Velocity	2.07 - 2.13 m/s	2.092 m/s	Yes
Peak Femur Force	(-3,450) - (-4,060) N	-3,846.9 N	Yes

Test meets specifications.

Condition: Used

Comments:

Knee Skin S/N: 05269

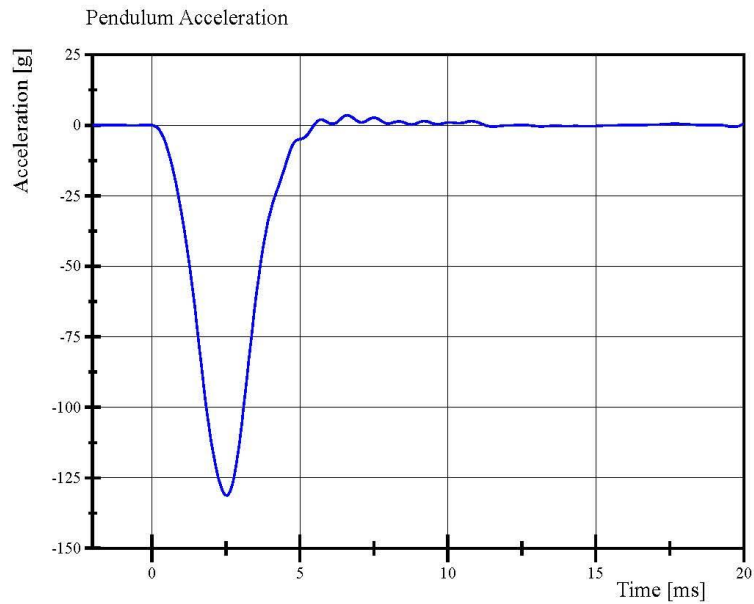
Specification Source: CFR49 Part 572 Subpart O
with Polarity in accordance with J211

01.14.2020 08:49:16 1803

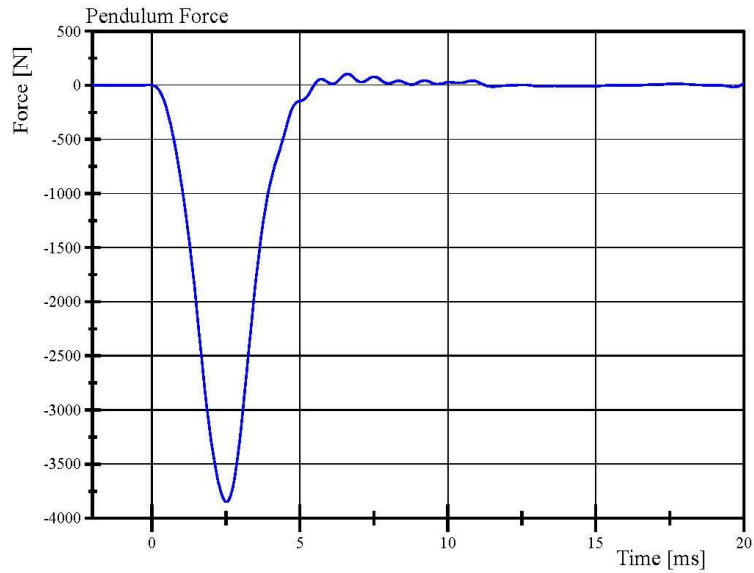


Transportation Research Center Inc.

Right Knee Femur Response Test
HIII 5th Serial No. 070 Certification No. 38-1
Test Date: 1/14/2020



Filter Class: CFC_600
Max: 3.5 g at 6.6 ms
Min: -131.2 g at 2.6 ms



Filter Class: CFC_600
Max: 104.0 N at 6.6 ms
Min: -3,846.9 N at 2.6 ms

Specification Source: CFR49 Part 572 Subpart O
with Polarity in accordance with J211

01.14.2020 08:49:45 1803



Post-Test Calibration Sheets

Front Passenger S/N 070

Transportation Research Center Inc.
5720 HIII 5th Female Dummy
External Dimensions
Serial No. 070 Calibration No. 39

Symbol	Description	Specification	Results	Pass
		mm	mm	
A	Total Sitting Height	774.7 - 800.1	778	Yes
B	Shoulder Pivot Height	431.8 - 457.2	444	Yes
C	Hip Pivot Height	81.3 - 86.3	82	Yes
D	Hip Pivot from Backline	144.8 - 149.8	145	Yes
E	Shoulder Pivot from Backline	68.6 - 83.8	81	Yes
F	Thigh Clearance	119.4 - 134.6	128	Yes
G	Back of Elbow to Wrist Pivot	243.9 - 259.1	249	Yes
H	Head Back to Backline	43.2 - 48.2	45	Yes
I	Shoulder to Elbow Length	276.8 - 297.2	281	Yes
J	Elbow Rest Height	182.8 - 203.2	184	Yes
K	Buttock Knee Length	520.7 - 546.1	537	Yes
L	Popliteal Height	355.6 - 376.0	364	Yes
M	Knee Pivot Height	393.7 - 419.1	403	Yes
N	Buttock Popliteal Length	414.0 - 439.4	430	Yes
O	Chest Depth without Jacket	175.3 - 190.5	181	Yes
P	Foot Length	218.5 - 233.7	225	Yes
R	Buttock to Knee Pivot Length	457.2 - 482.6	473	Yes
S	Head Breadth	137.1 - 147.3	138	Yes
T	Head Depth	177.8 - 188.0	180	Yes
U	Hip Breadth	299.7 - 314.9	306	Yes
V	Shoulder Breadth	350.5 - 365.7	360	Yes
W	Foot Breadth	78.8 - 94.0	88	Yes
X	Head Circumference	528.3 - 548.7	538	Yes
Y	Chest Circumference with Jacket	850.9 - 881.3	870	Yes
Z	Waist Circumference	759.5 - 789.9	777	Yes
AA	Reference Location for Chest Circumference	332.7 - 358.1	355	Yes
BB	Reference Location for Waist Circumference	160.0 - 170.2	163	Yes

Revised 8/10/2012



Transportation Research Center Inc.

Front Head Drop

HIII 5th Serial No. 070 Certification No. 39-1

Test Date: 1/22/2020

Test Parameter	Specification	Test Results	Pass
Temperature	18.9 - 25.5 °C	21.8 °C	Yes
Relative Humidity	10 - 70 %	37 %	Yes
Peak Head Resultant Acceleration	250 - 300 g	261.9 g	Yes
Peak Head Lateral Acceleration	(-15) - 15 g	3.8 g	Yes
Is Acceleration Curve Unimodal within 10% of Peak?	< 10 %	0.00 %	Yes

Test meets specifications.

Condition: Used

Comments:

Head Skin S/N: 05628

Specification Source: CFR49 Part 572 Subpart O
with Polarity in accordance with J211

01.22.2020 07:25:39 613

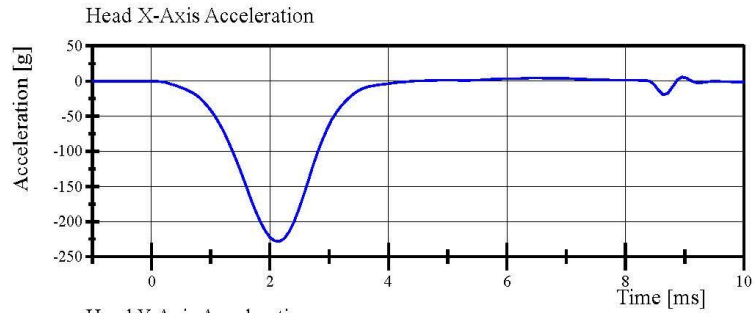


Transportation Research Center Inc.

Front Head Drop

HIII 5th Serial No. 070 Certification No. 39-1

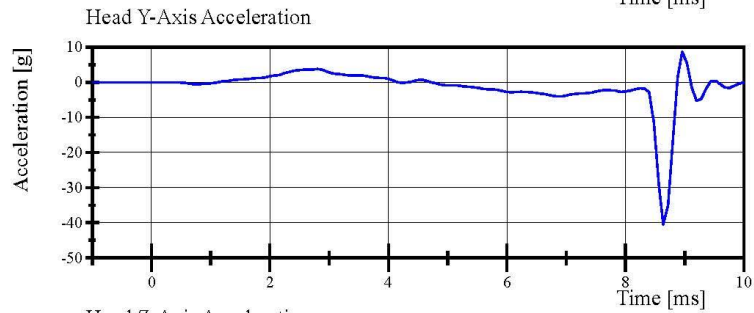
Test Date: 1/22/2020



Filter Class: CFC_1000

Max: 5.8 g at 9.0 ms

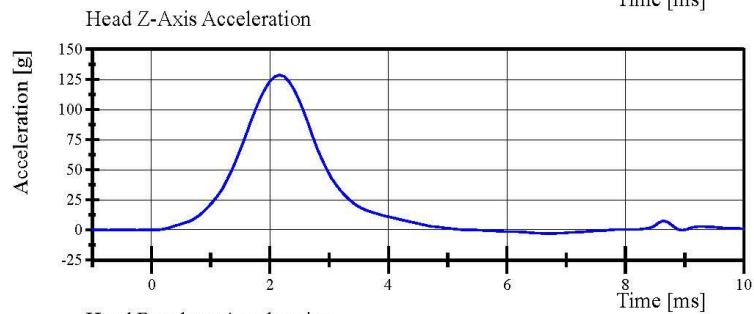
Min: -228.1 g at 2.2 ms



Filter Class: CFC_1000

Max: 8.7 g at 9.0 ms

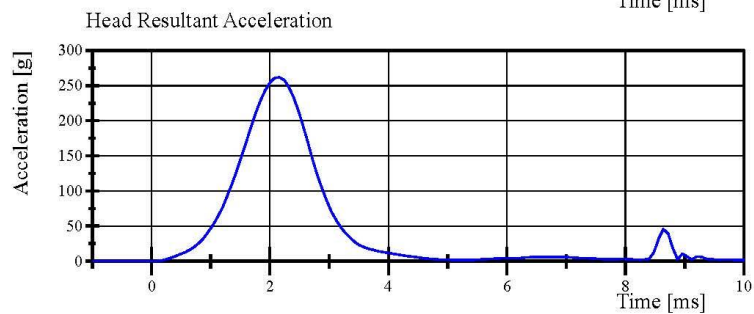
Min: -40.5 g at 8.6 ms



Filter Class: CFC_1000

Max: 128.7 g at 2.2 ms

Min: -3.0 g at 6.7 ms



Filter Class: CFC_1000

Max: 261.9 g at 2.2 ms

Min: 0.0 g at -0.6 ms

Specification Source: CFR49 Part 572 Subpart O
with Polarity in accordance with J211

01.22.2020 07:26:34 613



Transportation Research Center Inc.

Neck Flexion

HIII 5th Serial No. 070 Certification No. 39-1

Test Date: 1/22/2020

Test Parameter	Specification	Test Results	Pass
Temperature	20.6 - 22.2 °C	21.4 °C	Yes
Relative Humidity	10 - 70 %	40 %	Yes
Pendulum Velocity	6.89 - 7.13 m/s	7.063 m/s	Yes
Pendulum Integrated Velocity Change at 10ms	(-2.1) - (-2.5) m/s	-2.12 m/s	Yes
Pendulum Integrated Velocity Change at 20ms	(-4.0) - (-5.0) m/s	-4.21 m/s	Yes
Pendulum Integrated Velocity Change at 30ms	(-5.8) - (-7.0) m/s	-6.00 m/s	Yes
Total Head D-Plane Rotation	(-77) - (-91) °	-78.9 °	Yes
Total Neck Occipital Condyles Moment Between -77° and -91° Rotation	69 - 83 N·m	75.2 N·m	Yes
Total Neck Occipital Condyles Moment Decay to 10 N·m	80 - 100 ms	87.8 ms	Yes

Test meets specifications.

Condition: Used

Comments:

Neck S/N: DJ2788

Specification Source: CFR49 Part 572 Subpart O
with Polarity in accordance with J211

01.22.2020 07:55:20 1855

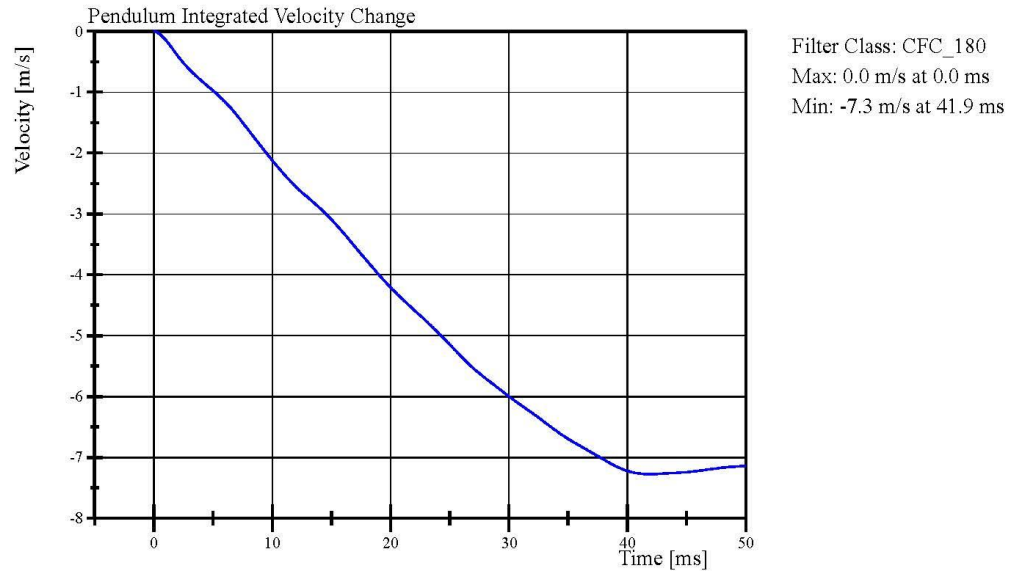
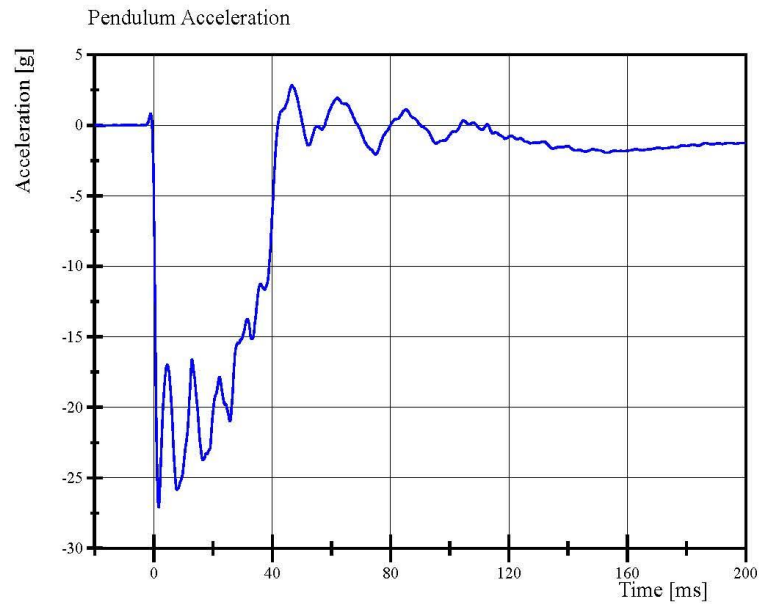


Transportation Research Center Inc.

Neck Flexion

HIII 5th Serial No. 070 Certification No. 39-1

Test Date: 1/22/2020



Specification Source: CFR49 Part 572 Subpart O
with Polarity in accordance with J211

01.22.2020 07:55:49 1855



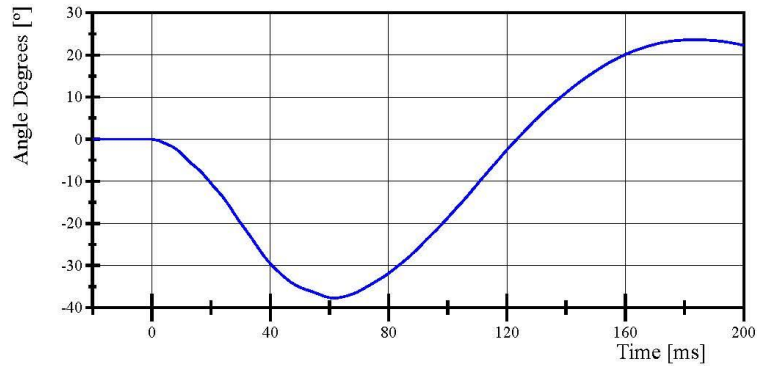
Transportation Research Center Inc.

Neck Flexion

HIII 5th Serial No. 070 Certification No. 39-1

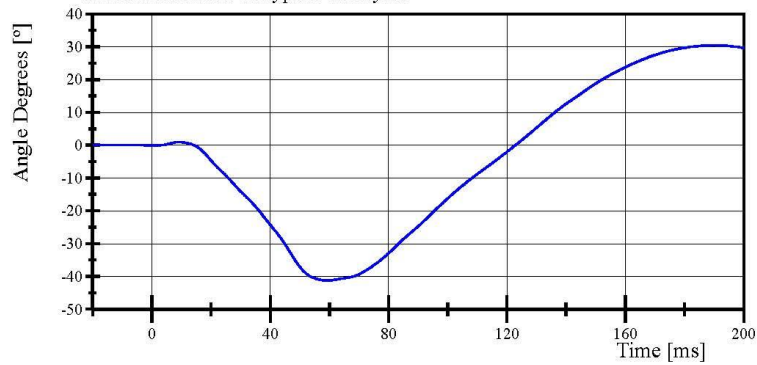
Test Date: 1/22/2020

Pot Rotation at the Base of Neck



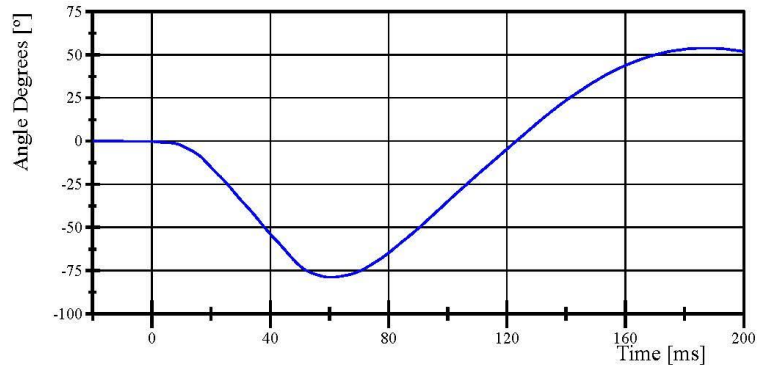
Filter Class: CFC_60
Max: 23.6 ° at 183.4 ms
Min: -37.7 ° at 61.6 ms

Head Rotation at Occypital Condyles



Filter Class: CFC_60
Max: 30.4 ° at 190.2 ms
Min: -41.3 ° at 59.1 ms

Total Head D-Plane Rotation



Filter Class: CFC_60
Max: 53.9 ° at 187.7 ms
Min: -78.9 ° at 60.4 ms

Specification Source: CFR49 Part 572 Subpart O
with Polarity in accordance with J211

01.22.2020 07:55:50 1855

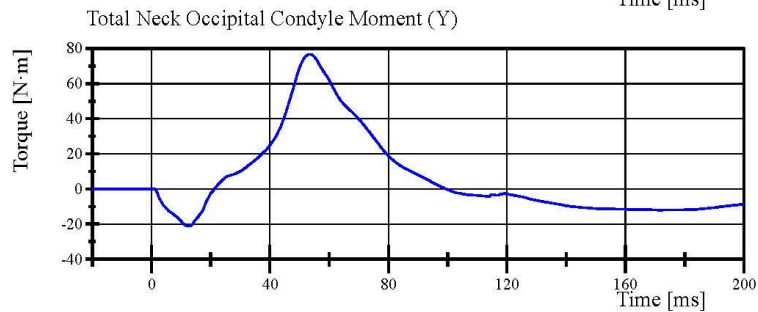
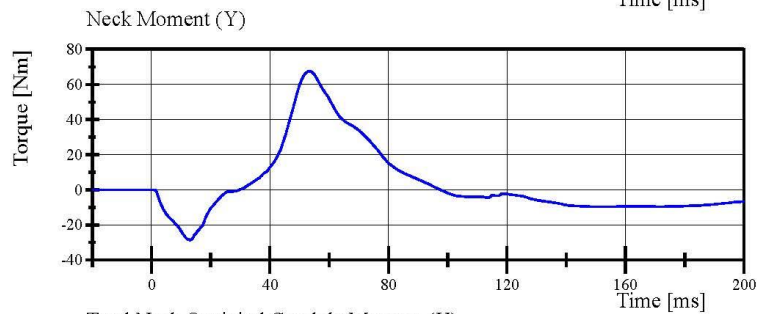
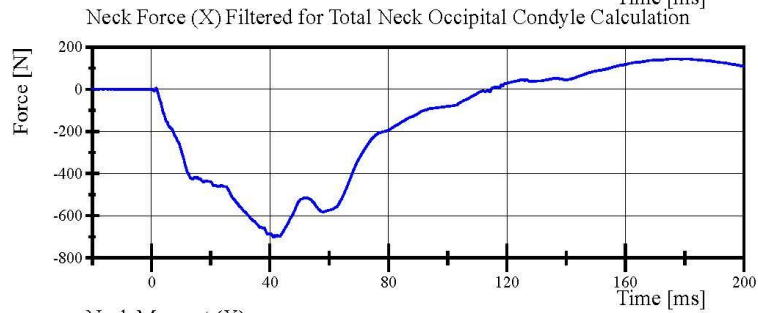
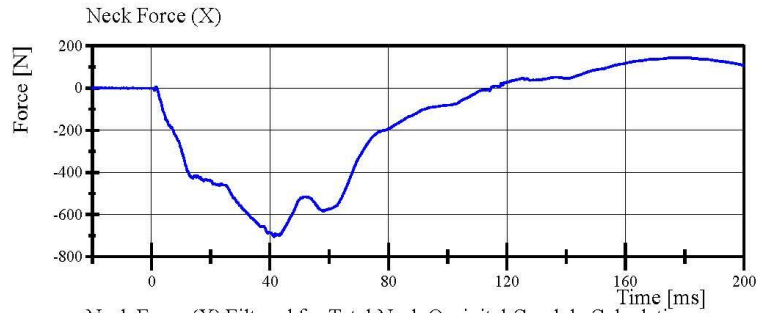


Transportation Research Center Inc.

Neck Flexion

HIII 5th Serial No. 070 Certification No. 39-1

Test Date: 1/22/2020



Specification Source: CFR49 Part 572 Subpart O
with Polarity in accordance with J211

01.22.2020 07:55:50 1855



Transportation Research Center Inc.

Neck Extension

HIII 5th Serial No. 070 Certification No. 39-1

Test Date: 1/22/2020

Test Parameter	Specification	Test Results	Pass
Temperature	20.6 - 22.2 °C	21.2 °C	Yes
Relative Humidity	10 - 70 %	40 %	Yes
Pendulum Velocity	(-5.95) - (-6.19) m/s	-6.085 m/s	Yes
Pendulum Integrated Velocity Change at 10ms	1.5 - 1.9 m/s	1.82 m/s	Yes
Pendulum Integrated Velocity Change at 20ms	3.1 - 3.9 m/s	3.68 m/s	Yes
Pendulum Integrated Velocity Change at 30ms	4.6 - 5.6 m/s	5.34 m/s	Yes
Total Head D-Plane Rotation	99 - 114 °	107.6 °	Yes
Total Neck Occipital Condyles Moment Between 99° and 114° Rotation	(-53) - (-65) N·m	-57.1 N·m	Yes
Total Neck Occipital Condyles Moment Decay to -10 N·m	94 - 114 ms	98.8 ms	Yes

Test meets specifications.

Condition: Used

Comments:

Neck S/N: DJ2788

Specification Source: CFR49 Part 572 Subpart O
with Polarity in accordance with J211

01.22.2020 08:49:00 1998

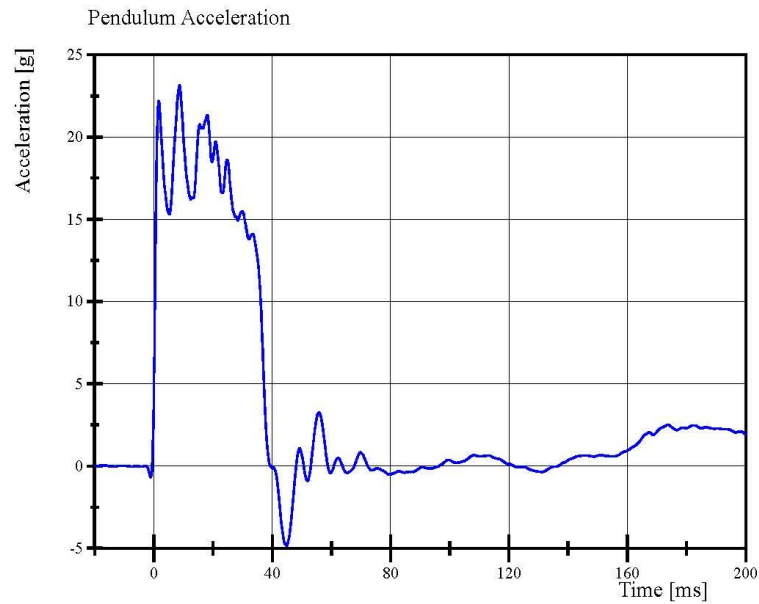


Transportation Research Center Inc.

Neck Extension

HIII 5th Serial No. 070 Certification No. 39-1

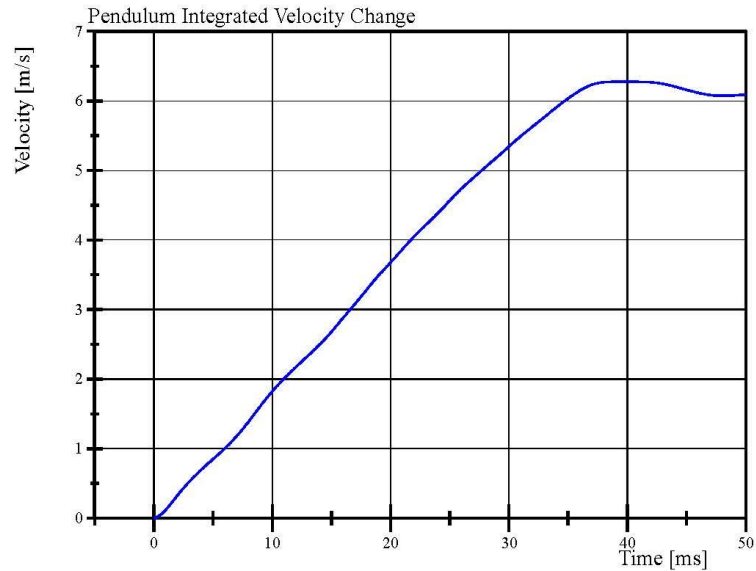
Test Date: 1/22/2020



Filter Class: CFC_180

Max: 23.1 g at 8.7 ms

Min: -4.8 g at 44.9 ms



Filter Class: CFC_180

Max: 6.3 m/s at 39.5 ms

Min: 0.0 m/s at 0.0 ms

Specification Source: CFR49 Part 572 Subpart O
with Polarity in accordance with J211

01.22.2020 08:49:40 1998



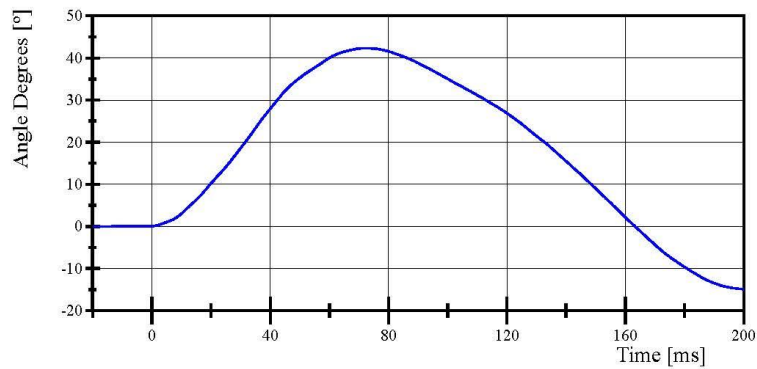
Transportation Research Center Inc.

Neck Extension

HIII 5th Serial No. 070 Certification No. 39-1

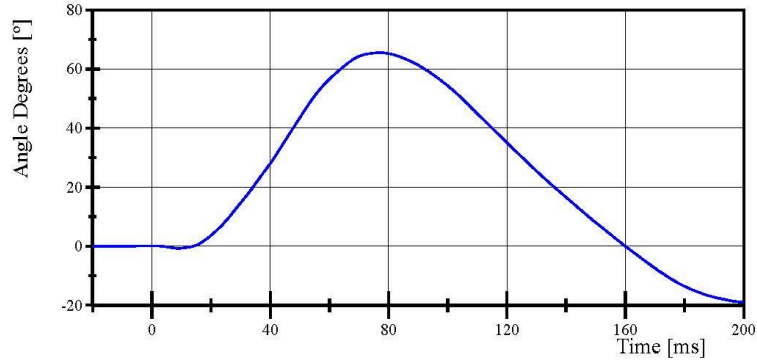
Test Date: 1/22/2020

Pot Rotation at the Base of Neck



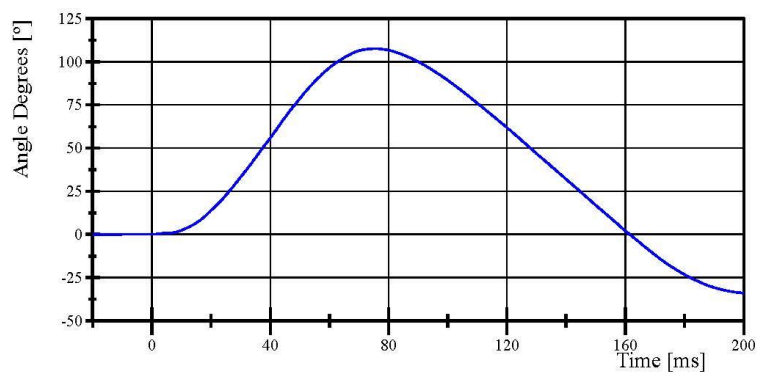
Filter Class: CFC_60
Max: 42.3 ° at 72.2 ms
Min: -14.9 ° at 200.0 ms

Head Rotation at Occypital Condyles



Filter Class: CFC_60
Max: 65.5 ° at 77.2 ms
Min: -19.1 ° at 200.0 ms

Total Head D-Plane Rotation



Filter Class: CFC_60
Max: 107.6 ° at 75.6 ms
Min: -34.0 ° at 200.0 ms

Specification Source: CFR49 Part 572 Subpart O
with Polarity in accordance with J211

01.22.2020 08:49:40 1998

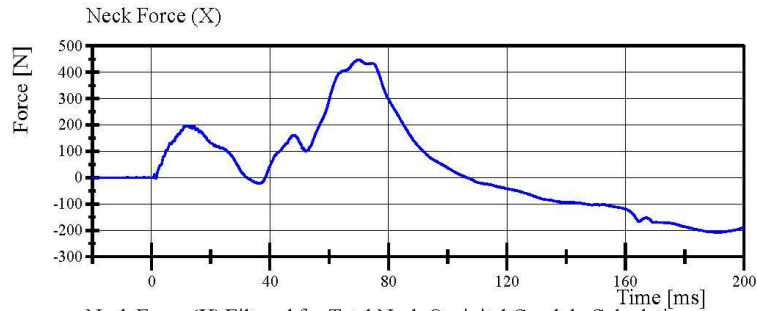


Transportation Research Center Inc.

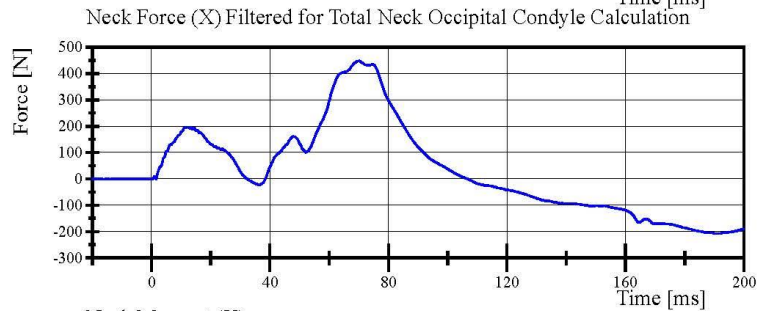
Neck Extension

HIII 5th Serial No. 070 Certification No. 39-1

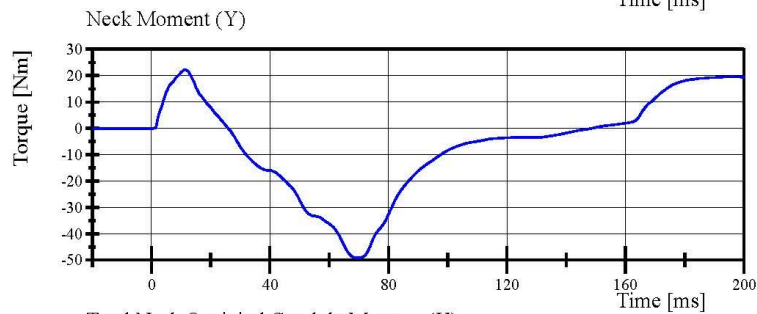
Test Date: 1/22/2020



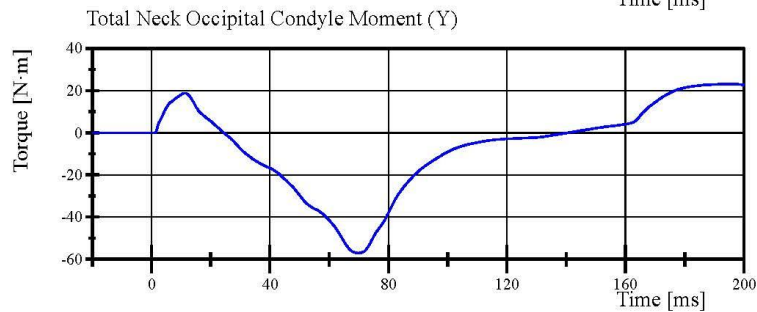
Filter Class: CFC_1000
Max: 447.7 N at 70.2 ms
Min: -207.7 N at 190.7 ms



Filter Class: CFC_600
Max: 447.6 N at 70.2 ms
Min: -207.3 N at 190.7 ms



Filter Class: CFC_600
Max: 22.3 Nm at 11.3 ms
Min: -49.1 Nm at 69.8 ms



Filter Class: Without_(Constar
Max: 23.2 N·m at 194.3 ms
Min: -57.1 N·m at 69.9 ms

Specification Source: CFR49 Part 572 Subpart O
with Polarity in accordance with J211

01.22.2020 08:49:40 1998



Transportation Research Center Inc.

Front Thorax

HIII 5th Serial No. 070 Certification No. 39-1

Test Date: 1/22/2020

Test Parameter	Specification	Test Results	Pass
Temperature	20.6 - 22.2 °C	21.3 °C	Yes
Relative Humidity	10 - 70 %	37 %	Yes
Probe Velocity	6.59 - 6.83 m/s	6.732 m/s	Yes
Probe Force Peak Between 50.0 mm and 58.0 mm Chest Deflection	(-3,900) - (-4,400) N	-4,084.6 N	Yes
Probe Force Peak Between 18.0 mm and 50.0 mm Chest Deflection	>= (-4,600) N	-4,084.6 N	Yes
Maximum Chest Compression	(-50) - (-58) mm	-53.1 mm	Yes
Internal Hysteresis	69 - 85 %	72.2 %	Yes

Test meets specifications.

Condition: Used

Comments:

Rib Set S/N: 050302468

Jacket S/N: N/A

Specification Source: CFR49 Part 572 Subpart O
with Polarity in accordance with J211

01.22.2020 11:02:32 400

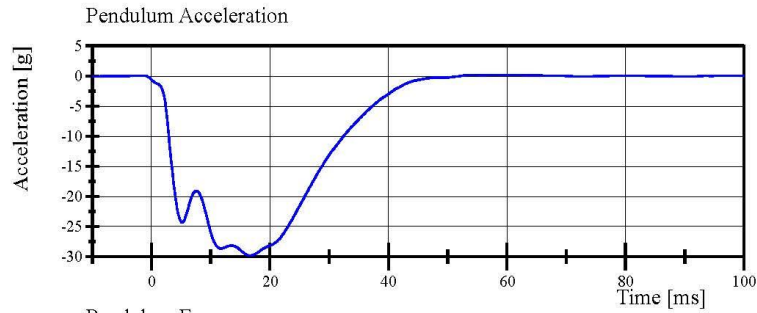


Transportation Research Center Inc.

Front Thorax

HIII 5th Serial No. 070 Certification No. 39-1

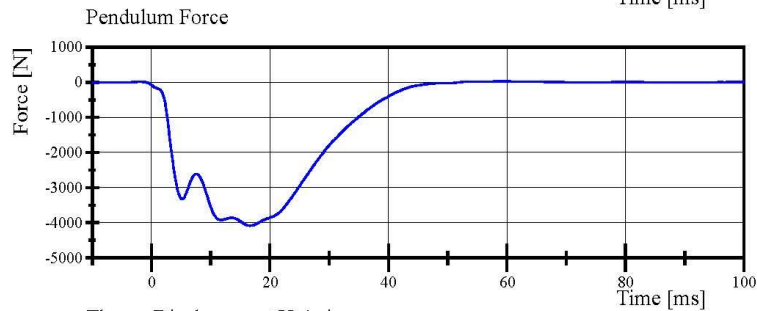
Test Date: 1/22/2020



Filter Class: CFC_180

Max: 0.2 g at 58.7 ms

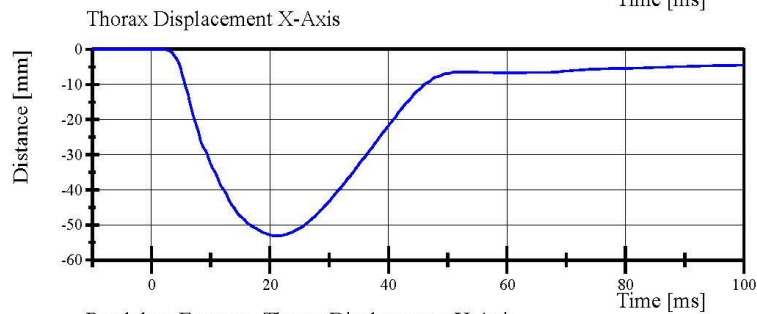
Min: -29.8 g at 16.6 ms



Filter Class: CFC_180

Max: 25.9 N at 58.7 ms

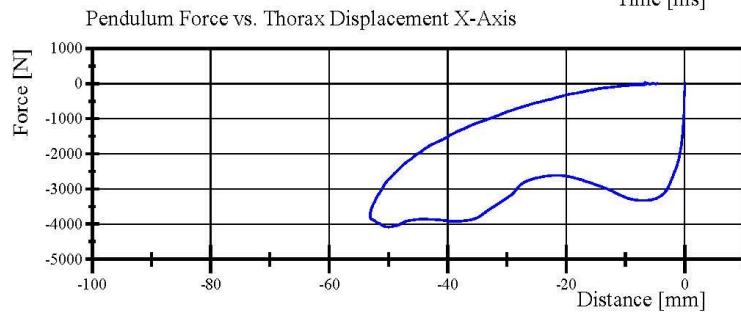
Min: -4,084.6 N at 16.6 ms



Filter Class: CFC_600

Max: 0.0 mm at -4.1 ms

Min: -53.1 mm at 20.9 ms



Filter Class: CFC_180

Max: 25.9 N at -6.7 mm

Min: -4,084.6 N at -50.0 mm

Specification Source: CFR49 Part 572 Subpart O
with Polarity in accordance with J211

01.22.2020 11:03:16 400



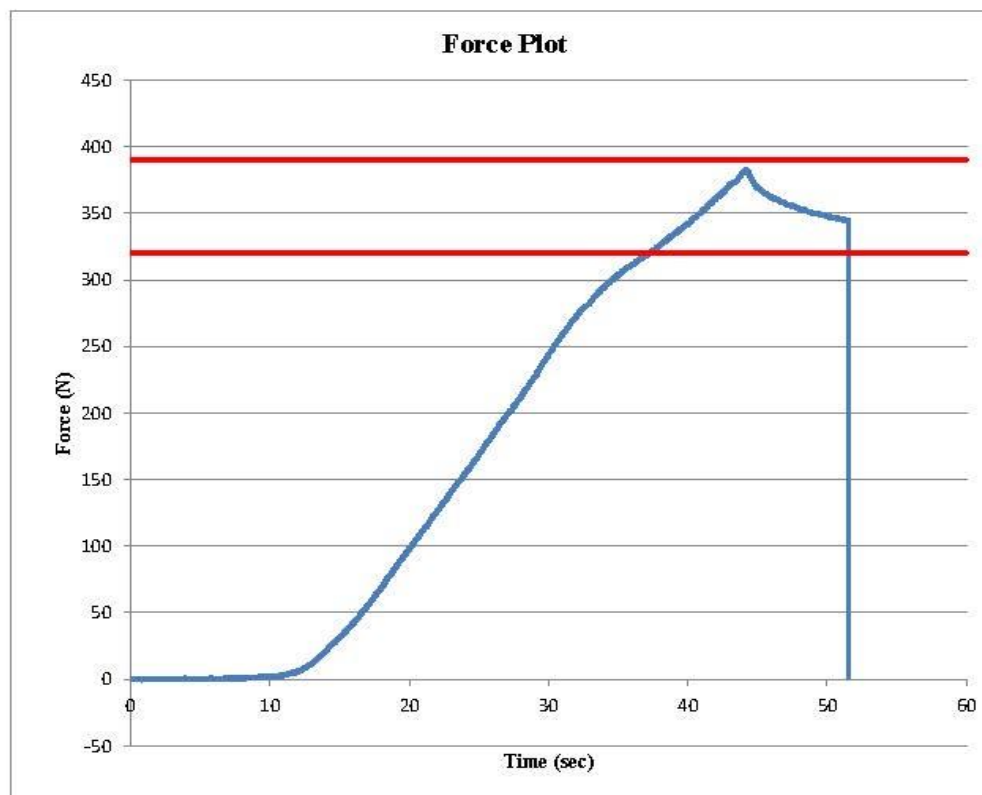
Transportation Research Center Inc.

Hybrid III Small Female Torso Flexion



Customer: NHTSA
 Serial Number: 070 Date: 01/22/2020
 Test Number: 1 Time: 10:33

TEST PARAMETER	SPECIFICATION		TEST RESULTS		
Temperature	18.9	- 25.6	21.2	°C	Pass
Humidity	10	- 70	40	%	Pass
Average Angular Velocity	0.5	- 1.5	0.92	deg/sec	Pass
Initial Angle	0	- 20	14.85	deg	Pass
Peak Force at 45.39°	320	- 390	382.28	N	Pass
Final Angle	-8	- 8	3.87	deg	Pass



Lumbar S/N: 05060

Transportation Research Center Inc.

Left Knee Femur Response Test
HIII 5th Serial No. 070 Certification No. 39-1
Test Date: 1/22/2020

Test Parameter	Specification	Test Results	Pass
Temperature	18.9 - 25.6 °C	21.6 °C	Yes
Relative Humidity	10 - 70 %	39 %	Yes
Probe Velocity	2.07 - 2.13 m/s	2.075 m/s	Yes
Peak Femur Force	(-3,450) - (-4,060) N	-3,669.7 N	Yes

Test meets specifications.

Condition: Used

Comments:

Knee Skin S/N: 05856

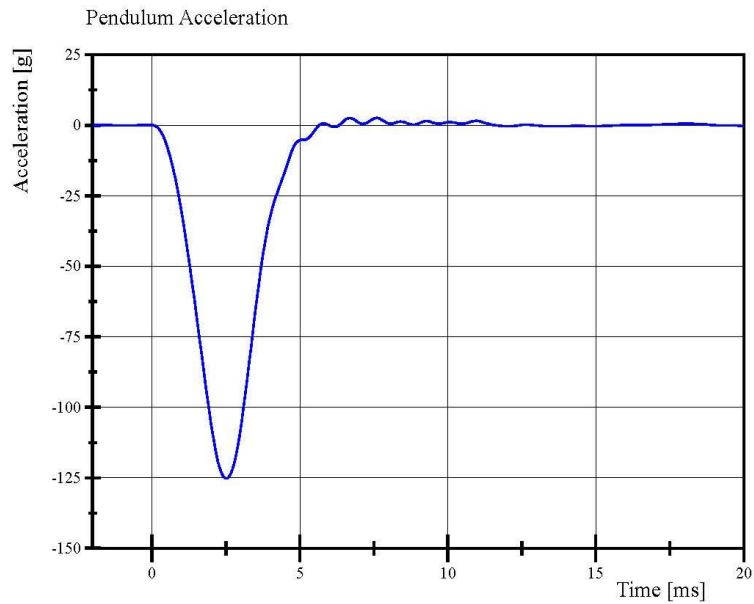
Specification Source: CFR49 Part 572 Subpart O
with Polarity in accordance with J211

01.22.2020 08:19:59 1844

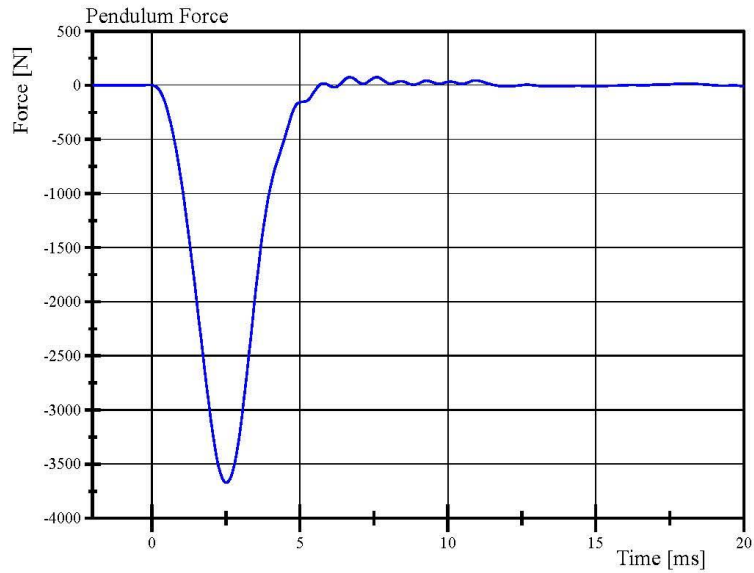


Transportation Research Center Inc.

Left Knee Femur Response Test
HIII 5th Serial No. 070 Certification No. 39-1
Test Date: 1/22/2020



Filter Class: CFC_600
Max: 2.6 g at 7.6 ms
Min: -125.2 g at 2.5 ms



Filter Class: CFC_600
Max: 75.4 N at 7.6 ms
Min: -3,669.7 N at 2.5 ms

Specification Source: CFR49 Part 572 Subpart O
with Polarity in accordance with J211

01.22.2020 08:20:40 1844



Transportation Research Center Inc.

Right Knee Femur Response Test
HIII 5th Serial No. 070 Certification No. 39-1
Test Date: 1/22/2020

Test Parameter	Specification	Test Results	Pass
Temperature	18.9 - 25.6 °C	21.8 °C	Yes
Relative Humidity	10 - 70 %	38 %	Yes
Probe Velocity	2.07 - 2.13 m/s	2.074 m/s	Yes
Peak Femur Force	(-3,450) - (-4,060) N	-3,785.8 N	Yes

Test meets specifications.

Condition: Used

Comments:

Knee Skin S/N: 05856

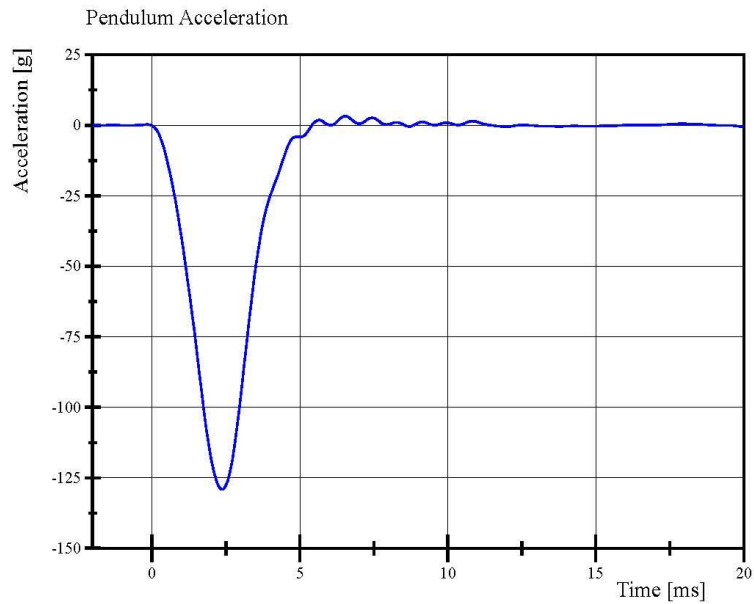
Specification Source: CFR49 Part 572 Subpart O
with Polarity in accordance with J211

01.22.2020 08:26:57 1851

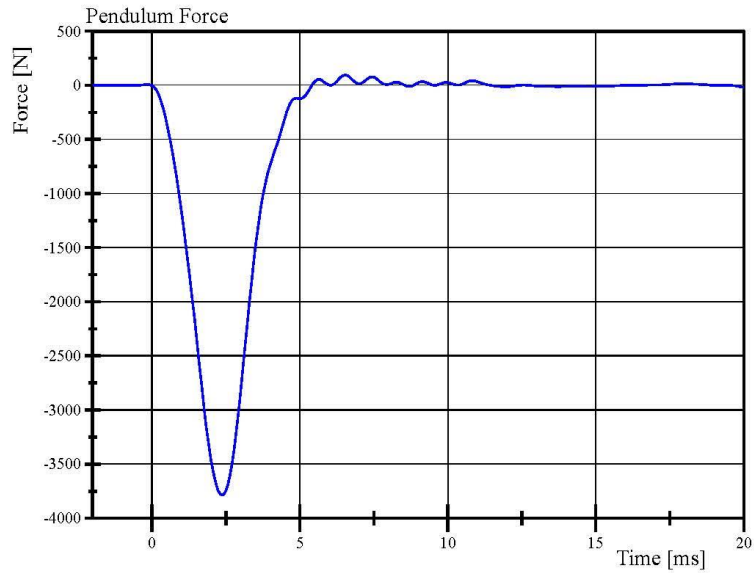


Transportation Research Center Inc.

Right Knee Femur Response Test
HIII 5th Serial No. 070 Certification No. 39-1
Test Date: 1/22/2020



Filter Class: CFC_600
Max: 3.2 g at 6.6 ms
Min: -129.1 g at 2.4 ms



Filter Class: CFC_600
Max: 94.9 N at 6.6 ms
Min: -3,785.8 N at 2.4 ms

Specification Source: CFR49 Part 572 Subpart O
with Polarity in accordance with J211

01.22.2020 08:27:30 1851



APPENDIX D
TEST EQUIPMENT AND INSTRUMENTATION CALIBRATION

TABLE 1 – Driver Dummy Instrumentation

Instrumentation			Axis/Location	Hybrid III 50th S/N 037		
				Serial Number	Manufacturer	Calibration Date
Head Accelerometers	Primary		X	T10650	Endevco	20-Aug-2019
			Y	P94650	Endevco	20-Aug-2019
			Z	P94622	Endevco	20-Aug-2019
	Redundant		X	P94431	Endevco	20-Aug-2019
			Y	P94487	Endevco	20-Aug-2019
			Z	P94645	Endevco	20-Aug-2019
Head Angular Rate Sensors			X	ARS14945	DTS	15-Oct-2018
			Y	ARS14946	DTS	15-Oct-2018
			Z	ARS14947	DTS	15-Oct-2018
Upper Neck Load Cell		FX, FY, FZ, MX, MY, MZ	2021	Humanetics	1-Mar-2019	
Chest Accelerometers	Primary		X	P87834	Endevco	20-Aug-2019
			Y	P61255	Endevco	20-Aug-2019
			Z	P45008	Endevco	20-Aug-2019
	Redundant		X	P91177	Endevco	20-Aug-2019
			Y	P94570	Endevco	20-Aug-2019
			Z	P91172	Endevco	20-Aug-2019
Chest Potentiometer		X	CST037	Servo	5-Mar-2019	
Pelvis Accelerometers			X	P91185	Endevco	19-Aug-2019
			Y	P91876	Endevco	19-Aug-2019
			Z	T11390	Endevco	19-Aug-2019
Femur Load Cells	Left	Primary	Z	DI4215-FZ1	Denton	1-Mar-2019
		Redundant	Z	DI4215-FZ2	Denton	1-Mar-2019
	Right	Primary	Z	DI4216-FZ1	Denton	1-Mar-2019
		Redundant	Z	DI4216-FZ2	Denton	1-Mar-2019
Tibia Load Cells	Left	Upper	MX, MY, FZ	3643-94	Denton	1-Mar-2019
		Lower	MX, MY, FZ	3644-370	Denton	1-Mar-2019
	Right	Upper	MX, MY, FZ	3643-413	Denton	1-Mar-2019
		Lower	MX, MY, FZ	3644-401	Denton	1-Mar-2019
Foot Accelerometers	Left	Rear	X	P90848	Endevco	20-Aug-2019
			Z	P91498	Endevco	20-Aug-2019
		Front	Z	P90841	Endevco	20-Aug-2019
	Right	Rear	X	P93467	Endevco	20-Aug-2019
			Z	P97619	Endevco	20-Aug-2019
		Front	Z	P94523	Endevco	20-Aug-2019
Seat Belt Load Cells		Lap	N/A	N/A	N/A	N/A
		Shoulder	N/A	X08011	Measurement Specialties	7-May-2019

TABLE 2 – Front Passenger Dummy Instrumentation

Instrumentation			Axis/Location	Hybrid III 5th S/N 070		
				Serial Number	Manufacturer	Calibration Date
Head Accelerometers	Primary		X	P67021	Endevco	15-Jan-2020
			Y	T11826	Endevco	15-Jan-2020
			Z	P91114	Endevco	15-Jan-2020
	Redundant		X	P88042	Endevco	15-Jan-2020
			Y	P87135	Endevco	15-Jan-2020
			Z	P91198	Endevco	15-Jan-2020
Head Angular Rate Sensors			X	ARS13597	DTS	23-Aug-2019
			Y	ARS14300	DTS	23-Aug-2019
			Z	ARS13120	DTS	23-Aug-2019
Upper Neck Load Cell			FX, FY, FZ, MX, MY, MZ	1647	Humanetics	11-Mar-2019
Chest Accelerometers	Primary		X	P69070	Endevco	15-Jan-2020
			Y	P97725	Endevco	15-Jan-2020
			Z	P87117	Endevco	15-Jan-2020
	Redundant		X	P90851	Endevco	15-Jan-2020
			Y	P87091	Endevco	15-Jan-2020
			Z	P87126	Endevco	15-Jan-2020
Chest Potentiometer			X	2573	Servo	5-Mar-2019
Pelvis Accelerometers			X	T10325	Endevco	15-Jan-2020
			Y	P50387	Endevco	15-Jan-2020
			Z	P50394	Endevco	15-Jan-2020
Femur Load Cells	Left	Primary	Z	DS9755-FZ1	Humanetics	5-Mar-2019
		Redundant	Z	DS9755-FZ2	Humanetics	5-Mar-2019
	Right	Primary	Z	103-FZ1	Humanetics	5-Mar-2019
		Redundant	Z	103-FZ2	Humanetics	5-Mar-2019
Tibia Load Cells	Left	Upper	MX, MY, FZ	3643-654	Denton	5-Mar-2019
		Lower	MX, MY, FZ	3644-400	Denton	6-Mar-2019
	Right	Upper	MX, MY, FZ	3643-114	Denton	6-Mar-2019
		Lower	MX, MY, FZ	3644-675	Denton	6-Mar-2019
Foot Accelerometers	Left	Rear	X	P83387	Endevco	15-Jan-2020
			Z	P91953	Endevco	15-Jan-2020
		Front	Z	P77595	Endevco	14-Jan-2020
	Right	Rear	X	T11448	Endevco	15-Jan-2020
			Z	P94569	Endevco	15-Jan-2020
		Front	Z	P87455	Endevco	16-Jan-2020
Seat Belt Load Cells		Lap	N/A	N/A	N/A	N/A
		Shoulder	N/A	N100E7	Measurement Specialties	19-Nov-2019

TABLE 3 – Vehicle Instrumentation

Instrumentation			Axis	Serial Number	Manufacturer	Calibration Date
Crossmember/Rear Seat Accelerometers	Left	Primary	X	T11846	Endevco	4-Sep-2019
			Z	T11841	Endevco	5-Sep-2019
	Right	Redundant	X	T11816	Endevco	5-Sep-2019
		Primary	X	P58586	Endevco	26-Nov-2019
			Z	T11861	Endevco	4-Sep-2019
		Redundant	X	T11815	Endevco	5-Sep-2019
Engine Accelerometers	Top		X	T11453	Endevco	4-Sep-2019
	Bottom		X	T11813	Endevco	5-Sep-2019